

Item A.
Catalogue shows 3 mm
Correct dimension is
30 mm

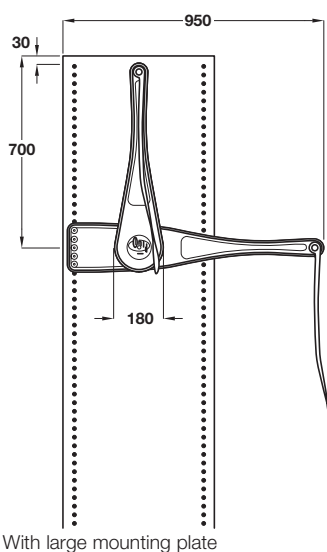


A Wardrobe lift

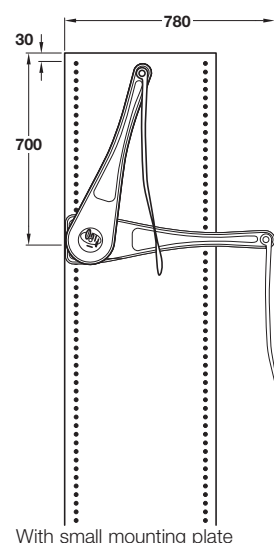
- For internal wardrobe width 680 - 1142 mm or for side components of NEW BASIC wardrobe system
- Load capacity 12 kg
- Can be used with NEW BASIC wardrobe system shown on page 113
- Clothes rail Ø 22.4 mm
- Screw fixing to wardrobe side panel in 32 mm series drilled holes
- Steel clothes rail, plastic mounting plate and arm

Mounting plate	Clothes rail finish	Colour arm mounting plate	Cat. No.
For internal wardrobe width 680 - 980 mm			
Large	White aluminium	Grey	805.21.911
Large	Nickel plated	Beige	805.21.410
Large	Nickel plated	Black	805.21.310
Small	Nickel plated	Beige	805.21.430
Small	Nickel plated	Black	805.21.330
For internal wardrobe width 761 - 1142 mm			
Large	White aluminium	Grey	805.21.901
Large	Nickel plated	Beige	805.21.400
Large	Nickel plated	Black	805.21.300
Small	White aluminium	Grey	805.21.921
Small	Nickel plated	Beige	805.21.420

Order qty: 1 pc



With large mounting plate



With small mounting plate

Discontinued ●

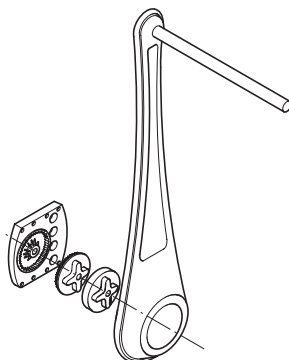
Discontinued when stock = 0 +

B Spacer plate

- For use with ONLY wardrobe lifts above
- Compensates for door off set e.g. with inset doors
- 15 mm distance
- Plastic

Finish	Cat. No.
Grey	● 805.20.971
Beige	805.20.470
Black	805.20.370

Order qty: 1 pc



We reserve the right to alter specifications without notice.

Dimensions in mm