


Item A.  
Illustration and  
photo amended

**A Escutcheon, profile cylinder**

- Concealed fixing
- Fixing screws included
- Zinc alloy

Finish	Cat. No.
Polished chrome	900.52.782
Satin chrome	900.52.784

Order qty: 1 pc




Item B.  
Illustration and  
photo amended

**B Escutcheon, standard keyway**

- Concealed fixing
- Fixing screws included
- Zinc alloy

Finish	Cat. No.
Polished chrome	900.51.752
Satin chrome	900.51.751

Order qty: 1 pc



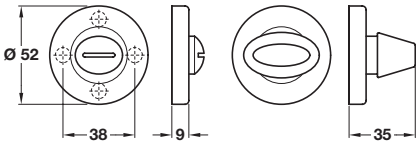
Item C.  
Photo amended

**C Emergency release and inside turn**

- Concealed fixing
- 5 mm spindle included
- To suit doors up to 44 mm thick
- Fixing screws included
- Zinc alloy
- For 5 mm - 8 mm spindle adaptor, see page 124

Finish	Cat. No.
Polished chrome	900.54.782
Satin chrome	900.54.781

Order qty: 1 set



TCH-AI 2008, HUK. Dimensional data not binding. We reserve the right to alter specifications without notice.