



Fully reversible pivot hinges


- For horizontal or vertical pivoted windows
 - Available with integral automatic restrictor with stop at 15° (except 'V' type)
 - Automatic engaging reverse stop at 180°
 - Restrictor available in 3 different types:
 - 'K' type - Two movement wheel operation
 - 'T' type - Lever operation
 - 'V' type - Key operation
 - Demountable version
 - Integral skirts and sealed angular legs
 - Integral adjustable friction mechanism is active from 0° to 180°
 - Maximum horizontal pivot sash weight **180 kg**
 - Maximum vertical pivot sash weight **120 kg**
 - Products tested and approved in accordance with BS 6375 Part 2
- Available options:**
- 10° and 22° restrictors
 - Anodised finish
 - Wide range of RAL colours
 - Subject to quantity



Closed



Reversed

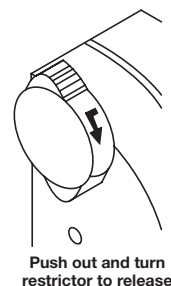
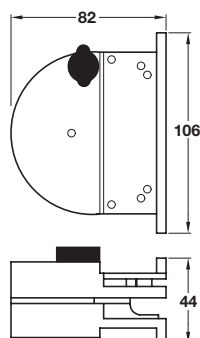


A 'K' type restrictor pivot hinge

- Fully automatic
- Two movement manual oval operating knob
- Supplied in pairs: 1 restrictor (left side) and 1 plain
- Anodised aluminium alloy

Finish	Cat. No.
White	972.00.007

Order qty: 1 pair (1 pair = 1 restrictor and 1 plain hinge)



Push out and turn restrictor to release

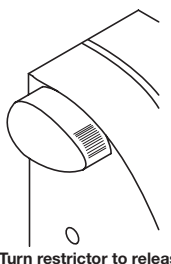
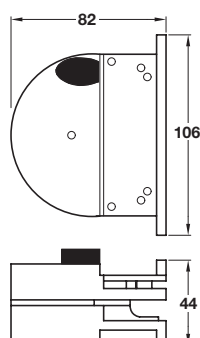


B 'T' type restrictor pivot hinge

- Fully automatic
- Manual operating lever
- Supplied in pairs: 1 restrictor (left side) and 1 plain
- Anodised aluminium alloy

Finish	Cat. No.
White	972.00.017

Order qty: 1 pair (1 pair = 1 restrictor and 1 plain hinge)



Turn restrictor to release

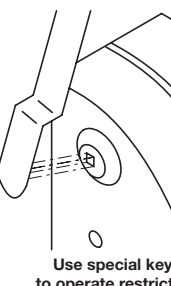
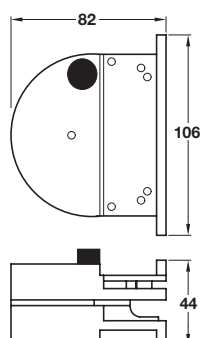


C 'V' type restrictor pivot hinge

- Semi-automatic
- Key operating, key included
- Ideal for public buildings
- Supplied in pairs: 1 restrictor (left side) and 1 plain
- Anodised aluminium alloy

Finish	Cat. No.
White	972.00.027

Order qty: 1 pair (1 pair = 1 restrictor and 1 plain hinge)



Use special key to operate restrictor

