

Fittings for Bottom Rolling Straight Sliding Timber/Metal Doors

Straightaway 700

HÄFELE

- **For internal applications**

- **Application:** Bottom rolling straight sliding door gear for medium duty internal partitions or heavy duty cupboard doors. Single or multiple runs of track. Ideal for sliding double glazed doors

- **Range:**

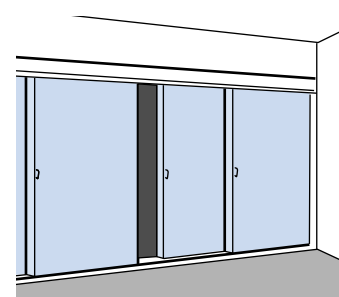
Max. door weight **115 kg**,
Max. door height **2.4 m**

- **Recommended door construction:** Door thickness **30-60 mm**. Width one third height minimum. Handle height just over half way from bottom for best results. The sliding panel when fully open should project a minimum of 65 mm to avoid fingers becoming trapped between handle and fixed panel. Bottom rail should be sufficient depth to house roller casing

- **Fixing:** Top guide tracks soffit fixed. Floor tracks may be recessed. Mortice for bottom rollers must fit tight around casing, so that weight of door is carried on top of roller casing above wheel

- **Caution:** Where door height exceeds 2 m and door exposed to severe weather conditions, top control systems from Straightaway 710 should be substituted

For ancillary door fittings, locks, handles, bolts, etc. see pages 4-6



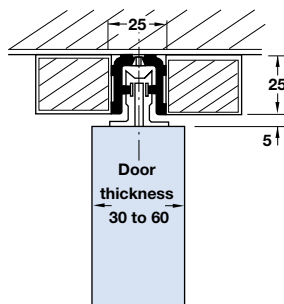
Note: This door gear system will probably suit doors too heavy for the Rolluna system shown in section 10 page 76

A Top channel, 25 x 25 mm

Pre-drilled for countersunk screws. Bright aluminium

Length	2.1 m	3.0 m
Cat. No.	942.51.721	942.51.730

Order qty: 1 pc (2.1 or 3.0 m length)

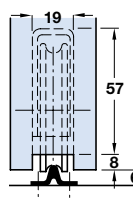


B Top channel, 25 x 25 mm

Pre-drilled for countersunk screws. Galvanized steel

Length	2.1 m	3.0 m
Cat. No.	942.51.621	942.51.630

Order qty: 1 pc (2.1 or 3.0 m length)

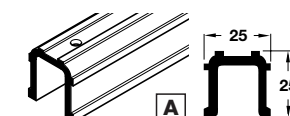


C Top channel, 25 x 25 mm

Pre-drilled for countersunk screws. Stainless steel

Length	Cat. No.
2.5 m	943.26.925

Order qty: 1 pc (2.5 m length)

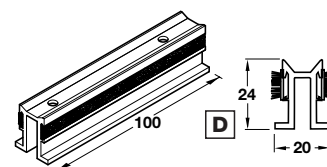
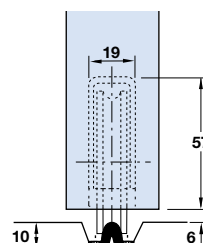


D Top guide

Two screw fixing. Rattle proof top guide with brush welt. Aluminium

Cat. No.	404.36.904
----------	------------

Order qty: 1 pair (1 pair = 2 pcs required per panel)



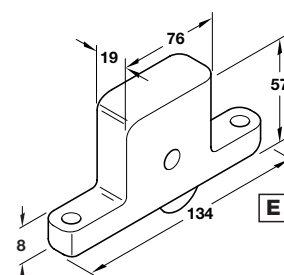
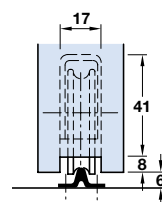
E Bottom roller

For maximum door weight **115 kg**. Die cast casing with nylon wheel, needle bearings.

Cat. No.	404.36.020
----------	------------

Order qty: 1 pair (1 pair required per panel)

Bottom roller E on brass track, recessed

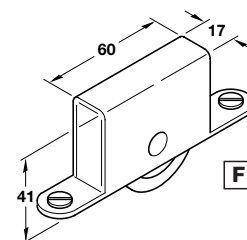


F Light duty bottom roller

For maximum door weight **55 kg**. Zinc plated steel casing with nylon wheel

Cat. No.	404.36.011
----------	------------

Order qty: 1 pair (1 pair required per panel)



G Bottom track, 10 x 21 mm

Pre-drilled for countersunk screws. Galvanized steel

Length	Cat. No.
3.0 m	404.39.921

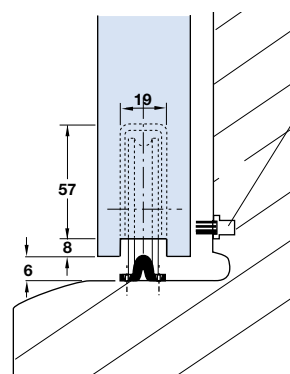
Order qty: 1 pc (3.0 m length)

H Bottom track, 10 x 21 mm

Pre-drilled for countersunk screws. Brass

Length	2.1 m	3.0 m
Cat. No.	941.80.721	941.80.730

Order qty: 1 pc (2.1 or 3.0 m length)



Weather strips (see pages 5-6)

I Bottom track, 10 x 21 mm

Pre-drilled for countersunk screws. Stainless steel

Length	2.1 m	3.0 m
Cat. No.	941.80.621	941.80.630

Order qty: 1 pc (2.1 or 3.0 m length)

