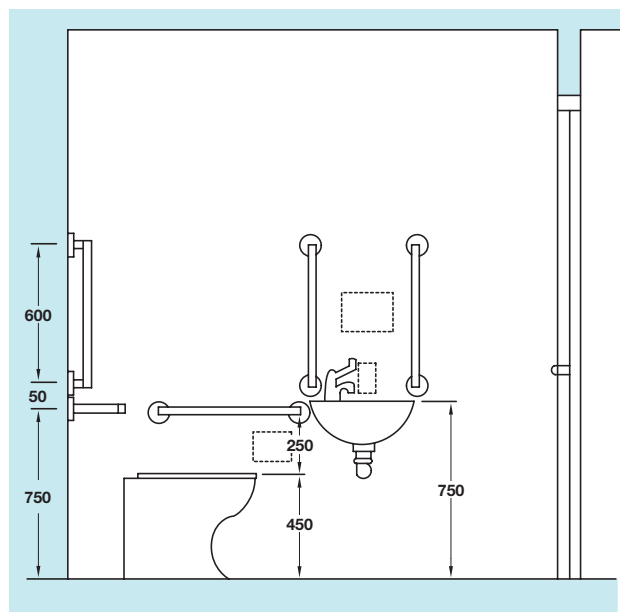
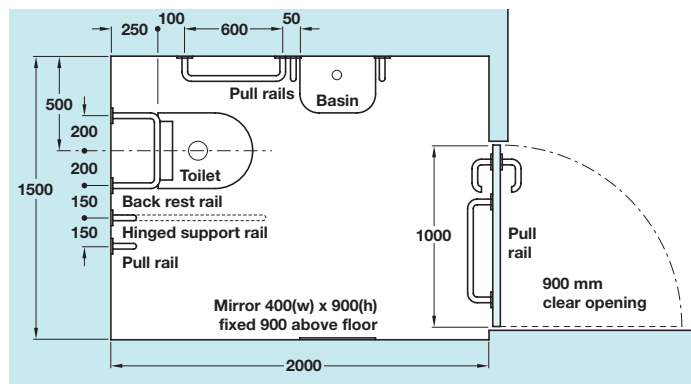


# Fittings to Aid Disabled Persons

## Toilet Fittings - Nylon Coated

Typical disabled toilet layout that meets **BS 5810: 1979 Part M** requirements for new public and commercial buildings, new extensions and refurbishments.

Positions for paper holder, soap dispenser and towel dispenser are shown dotted (diagram right).


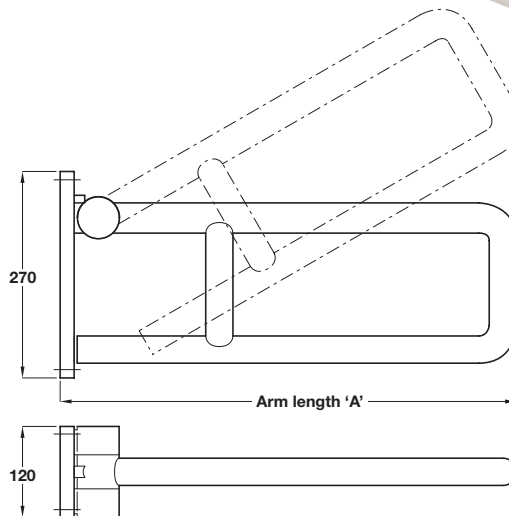
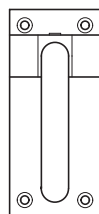


### A Lift-up safety support

- Available in 3 lengths
- Ø 36 mm nylon tube with full length Ø 30 mm aluminium core
- Max. load carrying capacity **120 kg**
- With wall plate for wall fixing, nylon interior plate included
- Nylon covered die-cast aluminium alloy mechanism with spring system enabling minimal effort to operate the arm and hold in the upright position
- Fixings included
- Seamless nylon with aluminium core

	Arm length 'A'		
Finish	600 mm	700 mm	850 mm
White	980.78.467	980.78.477	980.78.487
Black	980.78.463	980.78.473	980.78.483
Red	980.78.469	980.78.479	980.78.489
Green	980.78.460	980.78.470	980.78.480
Yellow	980.78.466	980.78.476	980.78.486
Blue	980.78.468	980.78.478	980.78.488

Order qty: 1 pc



### B Straight grab rail

- Available in 3 lengths
- Ø 36 mm nylon tube with full length Ø 30 mm aluminium core
- Max. load carrying capacity **150 kg**
- Nylon covered steel rose flange, with holes for wall mounting
- Fixings included
- Ø 77 mm snap-on nylon cover plate
- Seamless nylon with aluminium core

	Length 'A'		
Finish	570 mm	770 mm	970 mm
White	980.78.507	980.78.517	980.78.527
Black	980.78.503	980.78.513	980.78.523
Red	980.78.509	980.78.519	980.78.529
Green	980.78.500	980.78.510	980.78.520
Yellow	980.78.506	980.78.516	980.78.526
Blue	980.78.508	980.78.518	980.78.528

Order qty: 1 pc

