


Page re-issued to show all sizes and finishes with full part numbers




### Classic 90 splashback

- Dimensions (WxHxD): 898 x 670 x 8 mm with 40 mm lip top and bottom for fixing
- Stainless steel with badge

Finish/Badge	Cat. No.
Black/Brass	535.01.482
Black/Chrome	535.01.483

Order qty: 1 pc




### Classic 110 splashback

- Dimensions (WxHxD): 1099 x 670 x 8 mm with 40 mm lip top and bottom for fixing
- Stainless steel with badge

Finish/Badge	Cat. No.
Black/Brass	535.01.480
Black/Chrome	535.01.481

Order qty: 1 pc

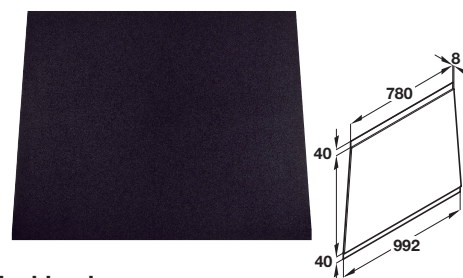


### Toledo 90 splashback

- Dimensions (WxHxD): 892 (tapers to 780 mm at top) x 670 x 8 mm with 40 mm lip top and bottom for fixing
- Stainless steel or black toughened glass

Finish	Cat. No.
Black toughened glass	535.01.054
Stainless steel	535.01.055

Order qty: 1 pc




### Toledo 100 splashback

- Dimensions (WxHxD): 992 (tapers to 780 mm at top) x 670 x 8 mm with 40 mm lip top and bottom for fixing
- Stainless steel

Finish	Cat. No.
Stainless steel	535.01.498

Order qty: 1 pc




### Toledo 110 splashback

- Dimensions (WxHxD): 1092 (tapers to 780 mm at top) x 670 x 8 mm with 40 mm lip top and bottom for fixing
- Stainless steel or black toughened glass

Finish	Cat. No.
Black toughened glass	535.01.052
Stainless steel	535.01.053

Order qty: 1 pc



### Granite 90/110 splashback

- Dimensions (WxHxD): 898/1098 x 670 x 7 mm with 40 mm lip top and bottom for fixing
- Glass mounted on steel substrate
- Granite effect finish

Size	Width	Cat. No.
90	898 mm	535.01.495
110	1098 mm	535.01.494

Order qty: 1 pc

TCH-FF 2010, HUK. Dimensional data not binding. We reserve the right to alter specifications without notice.