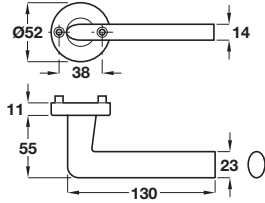




Discontinued ●
Discontinued when stock = 0 +

A TASCHA lever handles

- Pair of lever handles and roses
- Sprung, for use with standard duty followers
- Bolt through fixings and 8 mm spindle included
- To suit doors 35-44 mm thick
- Zinc alloy



Finish	Polished chrome	Satin nickel
Cat. No.	900.20.262	+900.20.266

Order qty: 1 pair

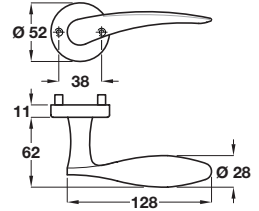
Item A.
Catalogue shows... 'Satin chrome'
Correct Finish is 'Satin nickel'



Item B.
Catalogue shows Satin chrome
Correct finish is Satin nickel

B JOEL lever handles

- Pair of lever handles and roses
- Sprung, for use with standard duty followers
- Bolt through fixings and 8 mm spindle included
- To suit doors 35-44 mm thick
- Zinc alloy



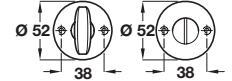
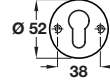
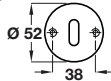
Finish	Polished chrome	Satin nickel	PVD polished brass
Cat. No.	900.20.992	+900.20.994	900.20.995

Order qty: 1 pair

Item B.
900.20.995 - PVD polished brass finish added

C TASCHA/JOEL accessories

- **Escutcheons:**
Fixings included
- **WC release and inside turn:**
To suit doors 35-44 mm thick
5 mm spindle and fixings included
- Zinc alloy



Finish	Standard keyway escutcheon	Euro profile cylinder escutcheon	WC release and inside turn*
Polished chrome	901.51.392	901.52.392	901.53.392
Satin nickel	+901.51.394	+901.52.394	+901.53.394
PVD polished brass	901.51.395	901.52.395	901.53.395

Order qty: 1 pair (*set)

Re-instated

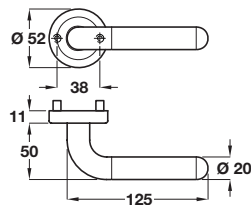
Item C.
901.51.935, 901.52.395 & 901.53.395 - PVD polished brass finish added

Item C.
Catalogue shows Satin chrome
Correct finish is Satin nickel



D VIVA straight lever handles

- Pair of lever handles and roses
- Sprung, for use with standard duty followers
- Bolt through fixings and 8 mm spindle included
- To suit doors 35-44 mm thick
- Zinc alloy/stainless steel



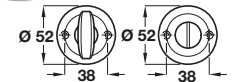
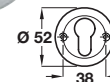
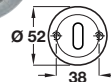
Finish	Cat. No.
Polished chrome/satin stainless steel	+900.21.742

Order qty: 1 pair

Item F.
Catalogue shows 5 mm
Correct dimension is 8 mm

F VIVA/SEVILLE accessories

- **Escutcheons:**
Fixings included
- **WC release and inside turn**
To suit doors 35-44 mm thick
8 mm spindle and fixings included
- Zinc alloy

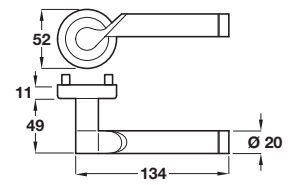


Description	Standard keyway escutcheon	Euro profile cylinder escutcheon	WC release and inside turn*
Polished chrome/satin stainless steel	+902.51.057	+902.52.057	+902.53.057
PVD pol. brass/satin stainless steel	902.51.058	902.52.058	902.53.058

Order qty: 1 pair (*set)

E SEVILLE lever handles

- Pair of lever handles and roses
- Sprung, for use with standard duty followers
- Bolt through fixings and 8 mm spindle included
- To suit doors 35-44 mm thick
- Zinc alloy/stainless steel



Finish	Cat. No.
PVD polished brass/satin stainless steel	902.20.603

Order qty: 1 pair

TCH-FF 2010, HUK. Dimensional data not binding. We reserve the right to alter specifications without notice.

Architectural Ironmongery