

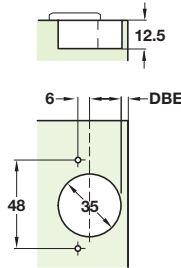
# Concealed Hinges

## Essentials Standard 35 110° Hinges with Clip on Arms

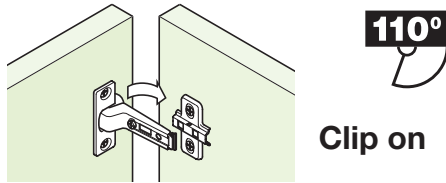


- Opening angle **110°**
- 0 mm, 9 mm or 17 mm crank
- Sprung
- Ø 35 mm cup
- Screw fixing cup
- Quick snap clip on mounting arm
- Door thickness 15 to 20 mm
- Cabinet side thickness from 15 mm
- Nickel-plated steel cup and arm
- **Mounting plates** for Clip on mounting hinges are shown on page **37**
- **Hinge arm cover plates** are shown on page **38**
- Soft close compatible on sprung hinges

### Screw fixing



**Soft close clip on fitting**  
for **sprung** hinges shown on page **38**



Crank	Screw fixing
0	318.40.500
9	318.40.501
17	318.40.502

Order qty: Multiples of 10 pcs

### Mounting screws

- Hospa chipboard screws, raised head, Ø 3.5 mm with cross slots
- Nickel-plated steel



Length	Cat. No.	Order qty
15 mm	015.55.639	1000
17 mm	015.55.648	1000
20 mm	015.55.657	1000

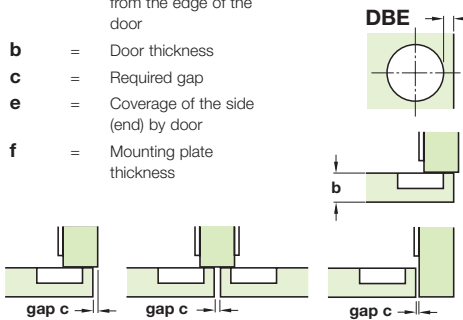
**DBE** = Distance of the bore from the edge of the door

**b** = Door thickness

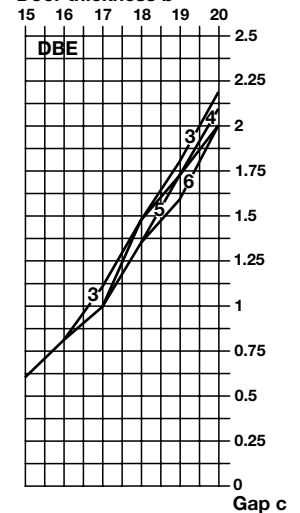
**c** = Required gap

**e** = Coverage of the side (end) by door

**f** = Mounting plate thickness



### Door thickness b

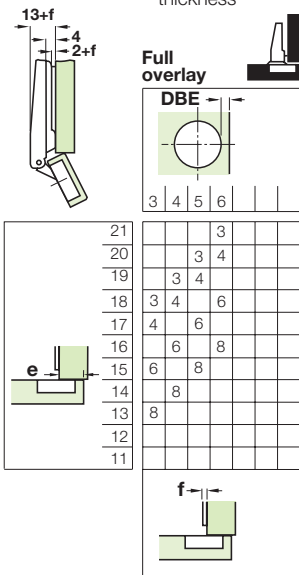


6

Hinges

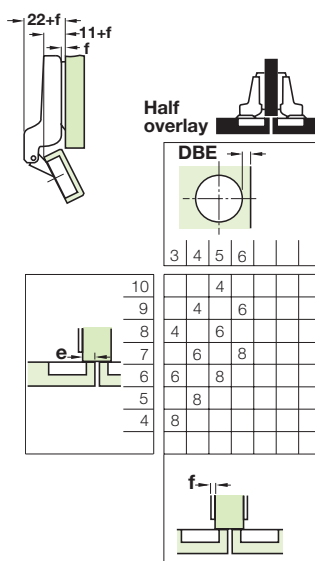
### 0 Crank

**f** = Mounting plate thickness



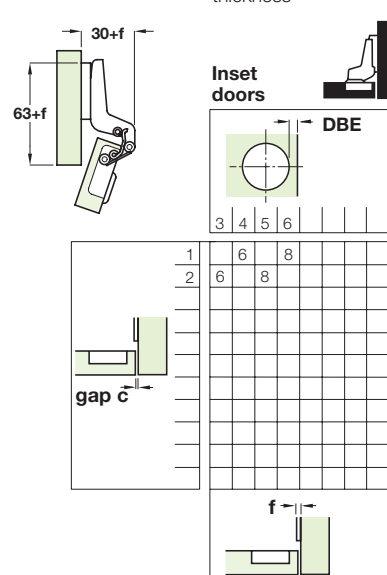
### 9 Crank

**f** = Mounting plate thickness



### 17 Crank

**f** = Mounting plate thickness



TCH-FF 2010, HUK. Dimensional data not binding. We reserve the right to alter specifications without notice.