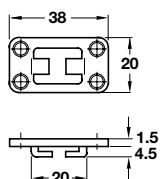


Important: Bar guides and arresting pins are designed for a bar cross-section of **16 x 3 mm**.

All of the central locks on pages **9-10** have bars with these dimensions.



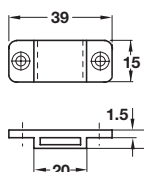
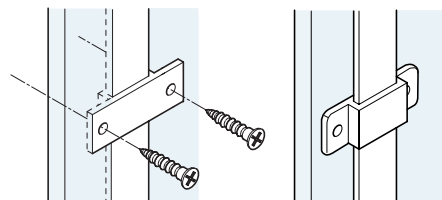
A Open bar guide

- Suitable for surface or recess mounting
- Galvanized steel



	Cat. No.
Open bar guide	237.23.006

Order qty: Multiples of 10 pcs



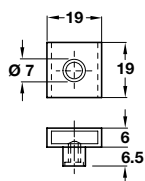
B Closed bar guide

- Suitable for surface or recess mounting
- Matt nickel-plated zinc alloy



	Cat. No.
Closed bar guide	237.23.711

Order qty: Multiples of 10 pcs

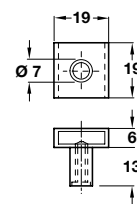


C Arresting pin, 6.5 mm

- Recommended for use with 380 mm width systems drawer
- Nickel-plated zinc alloy
- **Accessories:** 1 grub screw

	Cat. No.
Arresting pin	237.22.120

Order qty: Multiples of 10 pcs

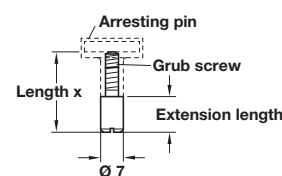
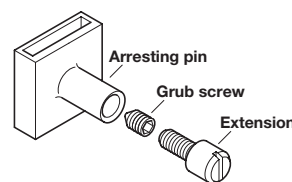


D Arresting pin, 13 mm

- For general purpose use
- Nickel plated zinc alloy
- **Accessories:** 1 grub screw

	Cat. No.
Arresting pin	237.22.100

Order qty: Multiples of 10 pcs



E Extension for arresting pins

- With M4 thread
- Screw fits into grub screw of **D**
- Galvanized steel
- **Please note:** Length **X** includes extension length

Length X	17 mm	20 mm	25 mm	30 mm
Ext. length	3 mm	6 mm	11 mm	16 mm
Cat. No.	237.22.189	237.22.214	237.22.269	237.22.312

Order qty: Multiples of 10 pcs

TCH 2013. © Häfele U.K. Ltd 2013. Dimensional data not binding. We reserve the right to alter specifications without notice.