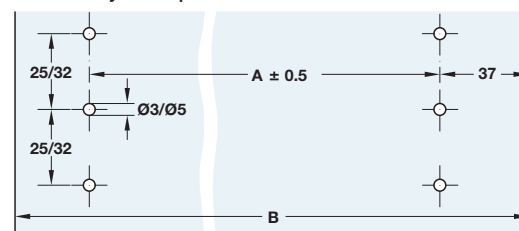




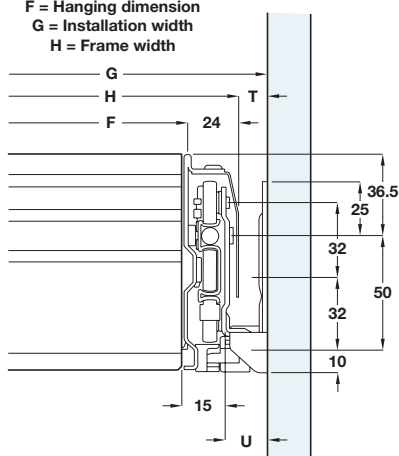
Installation system depths



A = system depth

B = installation depth

F = Hanging dimension
G = Installation width
H = Frame width




A Side component with Variant S+ roller runners with progressive drive

- With quick fixing system
- For installing behind drawer fronts and cabinet doors
- Fixings included
- Galvanized steel runners, plastic coated steel side components
- With self closing mechanism, with gear drive and arresting clip for a parallel control, with mounted side components for suspension frame
- Load bearing capacity per pair: 50 kg with installation depth 370/390 mm

Installation depth	Finish	Dim. T12 mm	Dim T. 21 mm
Behind panels/doors: 370/390 mm	Black RAL 9011	425.50.328	425.50.327
Behind panels/doors: 370/390 mm	Silver coloured RAL 9006	425.50.228	425.50.227

Order qty: 1 pair



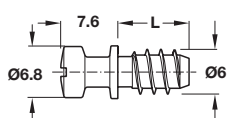
Soft closing system

B Soft closing system

- For clipping into the roller runners with progressive drive

	Cat. No.
Soft closing system	425.56.040

Order qty: Multiples of 2 pcs



C Variofix connecting bolt

- For wooden and metal shelves for wood/metal combinations
- For screw fixing or plug fitting
- PZ2 cross slot drive
- With special thread
- Steel

Thread length L mm	Cat. No.
9.5 mm	262.34.951
11.5 mm	262.34.952

Order qty: Multiples of 100 pcs