

Pivot Window Fittings

Pivot Hinges

Fully reversible pivot hinges

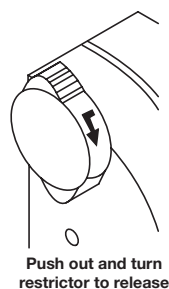
- For horizontal or vertical pivoted windows
- Available with integral automatic restrictor with stop at 10° and 15°
- Automatic engaging of reverse stop at 170°
- Restrictor available in 2 different types:
'K' type - Two movement wheel operation
'T' type - Lever operation
- Demountable version
- Integral skirts and sealed angular legs
- Integral adjustable friction mechanism is active from 0° to 180°
- Max. horizontal pivot sash weight **180 kg**
- Maximum vertical pivot sash weight **120 kg**
- Products tested and approved in accordance with BS 6375 Part 2
- **Available options:**
Anodised finish
Wide range of RAL colours
Subject to quantity



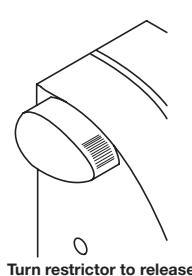
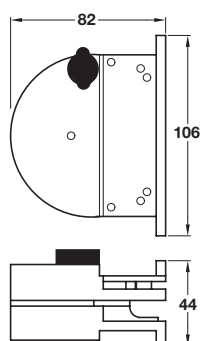
Closed



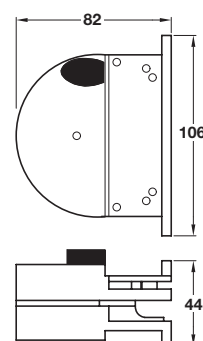
Reversed



Push out and turn restrictor to release



Turn restrictor to release



'K' type restrictor pivot hinge

- Fully automatic
- Two movement manual oval operating knob
- Supplied in pairs: 1 restrictor (left side) and 1 plain
- Anodised aluminium alloy

Finish	Cat. No.
White	972.00.007

Order qty: 1 pair (1 pair = 1 restrictor and 1 plain hinge)

'T' type restrictor pivot hinge

- Fully automatic
- Manual operating lever
- Supplied in pairs: 1 restrictor (left side) and 1 plain
- Anodised aluminium alloy

Finish	Cat. No.
White	972.00.017

Order qty: 1 pair (1 pair = 1 restrictor and 1 plain hinge)