

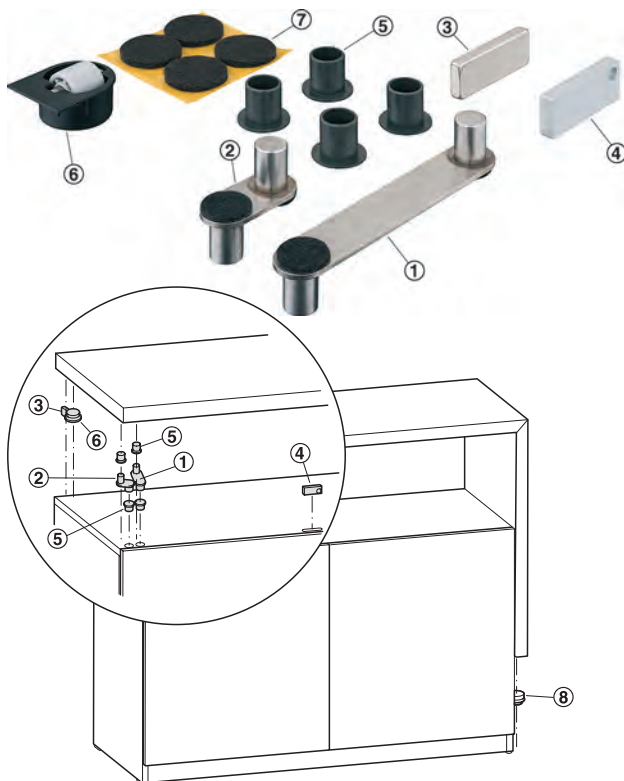
TABLE FITTINGS

TABLE TOP SWIVEL FITTING

An ideal solution for small rooms where space is at a premium. This fitting set allows one piece of furniture to have two functions; sideboard and table, without losing any access to the storage space inside the cabinet.



Table top swivel fitting set



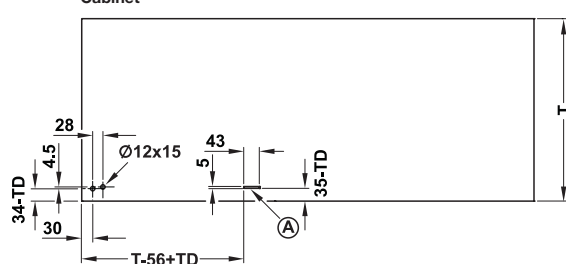
- > Ideal solution for small rooms such as work rooms, surgical waiting rooms, meeting rooms, children's rooms or dining rooms
- > One piece of furniture with two functions: Sideboard and table
- > The entire storage space inside the cabinet can be used
- > Width: Max. 1.300 mm
- > Depth T: Max. 500 mm
- > For panel thickness min. 25 mm
- > Set consists of:
 - 1x Lever arm, long (fig. 1)
 - 1x Lever arm, short (fig. 2)
 - 1x Stop plate (fig. 3)
 - 1x Magnet (fig. 4)
 - 4x Sliding bushings (fig. 5)
 - 1x Roller (fig. 6)
 - 4x Felt glides for glue fixing beneath swivel table (fig. 7)
 - 1x Set of installation instructions
- > Order qty: 1 set



- > Roller glides or ball castors (fig. 8) must be ordered separately, shown on page 112

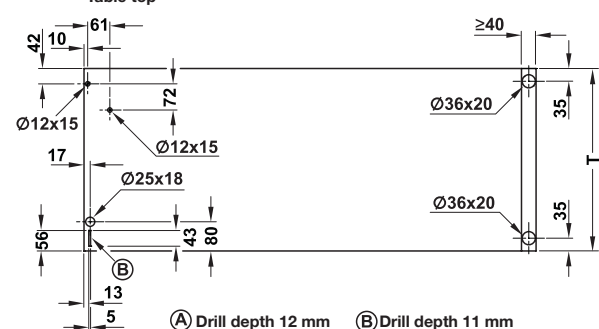
Cat. No.
Table top swivel fitting set
646.31.000

Cabinet



TD = Door thickness max. 25 mm
 Cabinet with inset doors: Depth T = Cabinet depth
 Cabinet with overlay doors: Depth T = Cabinet depth + Door thickness TD

Table top



(A) Drill depth 12 mm (B) Drill depth 11 mm