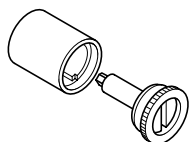


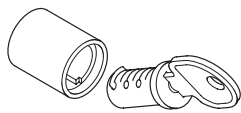
# SYMO 3000 CYLINDER CORES

Symo 3000 cylinder cores can be installed, repositioned or replaced quickly without tools, simply by using the removal key

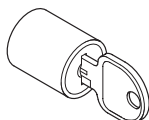
## Inserting the cylinder core



Remove protective cap from cylinder housing

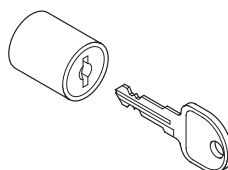


Push the cylinder core with the inserted key into the cylinder housing

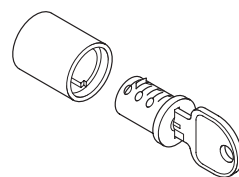


Exert light pressure until cylinder core snaps into place

## Removing the cylinder core

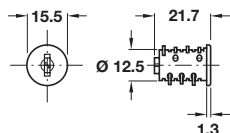


The cylinder core can only be removed from the cylinder housing by using the removal key



Insert the removal key into the cylinder housing and withdraw under slight pressure

## Cylinder core

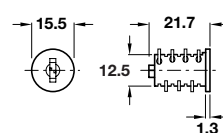


> \*Master keys 210.11.001, can be used with the keyed alike keys, shown on page **194**

- > For use with all locks and rotary handles of the Symo system
- > For left or right hand use
- > Zinc alloy housing, brass plate levers
- > 6 plate levers
- > Accessories: 2x keys
- > Order qty: 1 pc

| Key type                       | Cat. No.   |
|--------------------------------|------------|
| <b>Keyed alike:</b> Key change |            |
| SH 0001                        | 210.46.601 |

## Cylinder core



> Can be opened with master key MK1.  
Cat. no. 210.11.001

| Key type                       | Cat. No.   |
|--------------------------------|------------|
| <b>Keyed alike:</b> Key change |            |
| SH 0021                        | 210.40.621 |
| SH 0022                        | 210.40.622 |
| SH 0024                        | 210.40.624 |
| SH 0035                        | 210.40.635 |
| SH 0037                        | 210.40.637 |



> A guide to master key and general master key systems is shown on page **177**