



## Worktop jig



Cat. No. 002.13.565



Cat. No. 002.13.566




Cat. No. 002.13.569

- > For right and left standard 90° and 45° joints
- > For right and left 90° joints where walls are up to 1.5° out of square (28 mm over 1 m²)
- > Rout recesses for worktop connecting bolts
- > Easy to follow symbols
- > Convenient carrying handle
- > Fitting instructions included
- > Craft papers bound with phenolic resin and laminated with a melamine overlay
- > Order qty: 1 pc (\*set)

Worktop jig	Cat. No.
For worktops 360-720 mm	002.13.565
For worktops 400-940 mm	002.13.566
Accessories/Replacement parts	Cat. No.
Carry case for worktop jig 002.13.566	002.13.563
Set of 4 pegs*	002.13.569

## Sink and hob aperture jig



- > For routing apertures for sinks and hobs
- > Includes: Left and right hand radius curves at 100, 80, 60 and 40 mm, left and right hand 90° angles, straight edge 480 mm long
- > Fitting instructions included
- > Craft papers bound with phenolic resin and laminated with a melamine overlay
- > Order qty: 1 pc

	Cat. No.
Aperture jig	002.21.500

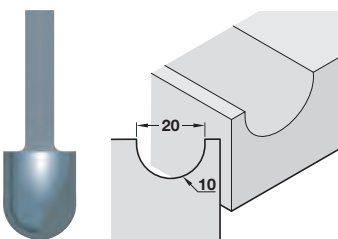
## Sloping drainer routing jig



- > For routing sloping drainage grooves in a natural wood or stone worktop
- > Eliminates the need for measuring - just line up the jig on the worktop and clamp into place
- > Fitting instructions included
- > Craft papers bound with phenolic resin and laminated with a melamine overlay
- > Order qty: 1 pc

	Cat. No.
Routing jig	002.21.501

## Radius cutter



- > For use with sloping drainer routing jig 002.21.501
- > Router will require a clamping collet
- > Two fluted
- > Tungsten carbide tipped
- > Order qty: 1 pc

Shank	1/4"	1/2"
Cat. No.	002.15.765	002.15.766