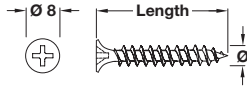


DRY WALL SCREWS

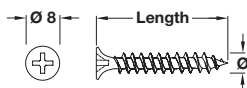
Dry wall screw



- > Bugle head
- > Sharp point
- > Black phosphate steel

Ø x Length	Driver required	Cat. No.	Order Qty
3.5 x 25 mm	PH2	015.99.801	1000
3.5 x 32 mm	PH2	015.99.802	1000
3.5 x 38 mm	PH2	015.99.804	1000
3.5 x 42 mm	PH2	015.99.805	1000
3.5 x 45 mm	PH2	015.99.806	1000
3.5 x 50 mm	PH2	015.99.807	1000
4.2 x 65 mm	PH2	015.99.813	500
4.2 x 75 mm	PH2	015.99.814	500

Dry wall screw



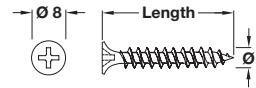
- > Bugle head
- > Sharp point
- > Zinc-plated steel

Ø x Length	Driver required	Cat. No.	Order Qty
3.5 x 25 mm	PH2	015.99.901	1000
3.5 x 32 mm	PH2	015.99.902	1000
3.5 x 38 mm	PH2	015.99.904	1000
3.5 x 42 mm	PH2	015.99.905	1000
3.5 x 45 mm	PH2	015.99.906	1000
3.5 x 50 mm	PH2	015.99.907	1000
3.5 x 60 mm	PH2	015.99.912	500
4.2 x 65 mm	PH2	015.99.913	500
4.2 x 75 mm	PH2	015.99.914	500



> Please order screws in multiples of order quantity shown

Collated dry wall screws



- > Bugle head
- > Sharp point
- > Black phosphate steel

Ø x Length	Driver required	Cat. No.	Order Qty
3.5 x 25 mm	PH2	015.99.851	1000
3.5 x 35 mm	PH2	015.99.853	1000
3.5 x 38 mm	PH2	015.99.854	1000
3.5 x 45 mm	PH2	015.99.855	1000
3.5 x 55 mm	PH2	015.99.861	1000



- > Bulk packed Hospa screws are also available, shown on pages **402-403**
- > Screwdrivers and driver bits are shown on pages **440-441**
- > Imperial to metric screw size conversion chart shown on page **388**