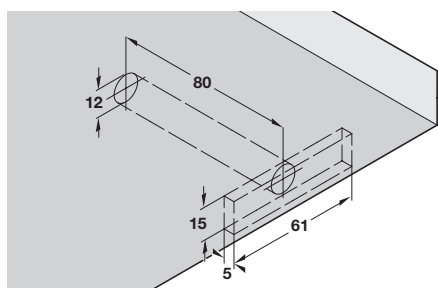
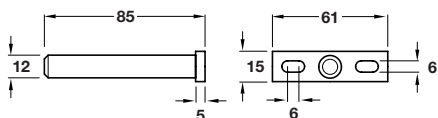



Concealed shelf support, screw fixing, for installation into woodwork or masonry walls



- > For concealed mounting of shelves
- > For installation into woodwork or masonry walls
- > With screw mounting plate
- > Fitting consists of:
 - 1x Supporting pin with mounting plate, yellow galvanized steel
- > Supporting pin installed in a \varnothing 12 mm hole in the shelf, the pin may be exposed or sealed depending on the thickness of the shelf
- > Can be adjusted to the right or left
- > Order qty: Multiples of 10 pcs



For min. shelf thickness
22 mm

Cat. No.
283.33.500



- > The load capacity of the shelf support is dependent on:
 - Shelf material
 - Shelf depth
 - Properties and condition of wall
- > More than 2 pcs may be required per shelf depending on shelf weight and dimensions