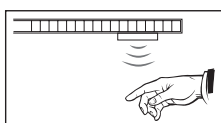
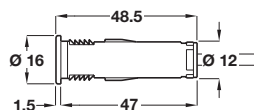


LOOX SWITCHES, Ø 12MM

For use with all Loox and Loox compatible lights

Loox sensor switch



Touchless on/off switching

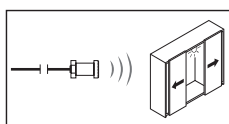
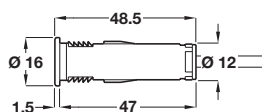
- > Wattage: 0-75W
- > For recess mounting in Ø 12 x 47 mm hole or order surface mounting housing separately
- > Sensor range: 0-80 mm
- > With 2.0 m lead with connector; fits any Loox driver
- > Plastic
- > Order qty: 1 pc



Finish
Silver coloured

Cat. No.
833.89.070

Loox door sensor switch



Door open = light on
Door closed = light off


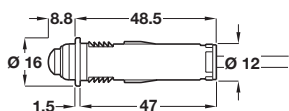
- > Wattage: 0-75W
- > For recess mounting in Ø 12 x 47 mm hole or order surface mounting housing separately
- > Sensor range: 0-80 mm
- > With 2.0 m lead with connector; fits any Loox driver
- > Plastic
- > Order qty: 1 pc



Finish
Silver coloured

Cat. No.
833.89.071

Loox motion detector



Automatic on/off switching

- > Wattage: 0.3-30W
- > For recess mounting in Ø 13 x 60 mm hole or order surface mounting housing separately
- > Sensor range: 0-3000 mm
- > With 2.0 m lead with connector; fits any Loox driver
- > Plastic
- > Order qty: 1 pc



Finish
Silver coloured

Cat. No.
833.89.072



- > Order Loox LED lights separately, shown on pages **14-130**
- > Order driver to suit light separately, shown on page **62, 98** or **132**