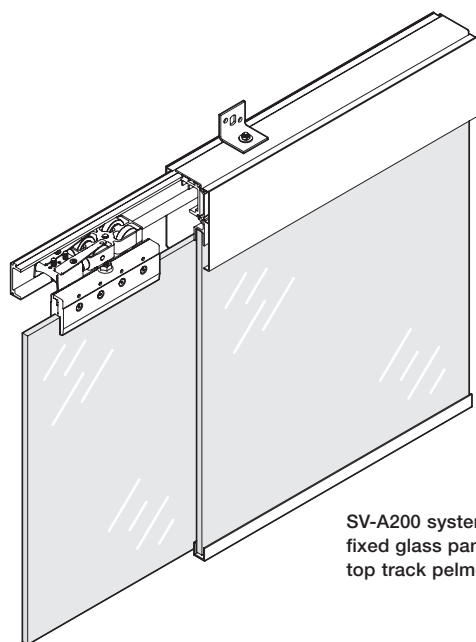


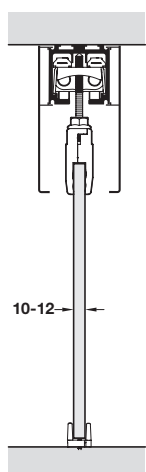
# SV-A200 SLIDING GLASS DOOR SYSTEM

Good quality economical system for frameless glass panels up to 200 kg. Silent running on ball bearing rollers fitted on smooth running hard wearing nylon wheels. Glass clamping system means no glass preparation required.

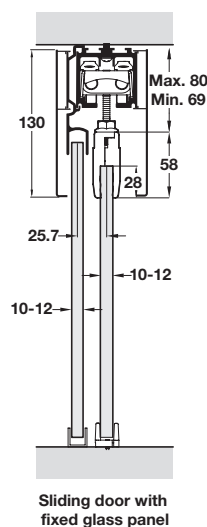
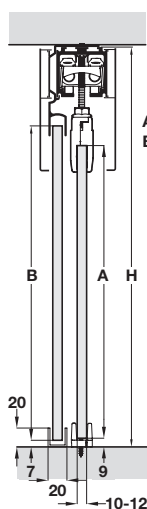
- > SV-A200
- > Range:
  - Max. door weight **200 kg**
  - Max. door height **3000 mm**
  - Max. door width **1000 mm** (with standard guide)
  - use bottom guide channel for wider doors
  - Suitable for **10-12 mm** thick glass
- > No requirement for glass preparation due to clamping system
- > Height adjustment  $\pm 5$  mm on running gear



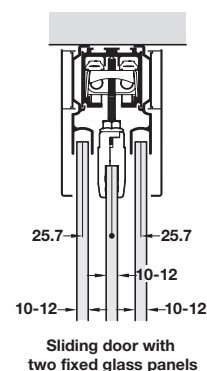
SV-A200 system with fixed glass panel and top track pelmet cover



Single sliding door



Sliding door with fixed glass panel

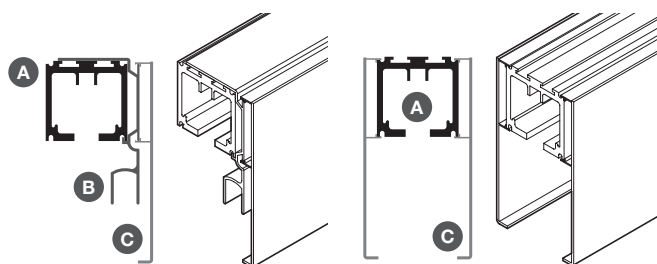


Sliding door with two fixed glass panels



> Tracks and fitting sets must be ordered separately, shown on page 153

## SV-A200 top track, fixed panel profile and pelmet cover



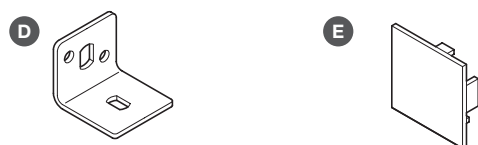
Sliding door with fixed glass panel and pelmet cover

Sliding door with pelmet cover

- > Track A must be ordered separately
- A Top track, satin anodised aluminium
- B Fixed panel profile, satin anodised aluminium
- C Top track pelmet cover, satin anodised aluminium
- > Order qty: 1 pc

Length	3.0 m
A Top track	943.52.603
B Fixed panel profile	943.52.400
C Top track pelmet cover	943.52.410

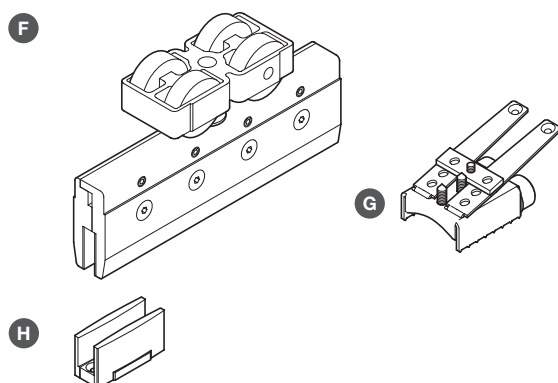
## SV-A200 top track side fixing bracket



- > Order fixing bracket and end caps separately
- D Side fixing bracket for top track
- > Order qty: 1 pc
- E End cap, 53 x 54 x 3 mm
- > Order qty: Multiples of 2 pcs per track

Item	Cat. No.
D Fixing bracket	943.52.420
E End cap	943.52.430

## SV-A200 fitting set for one door



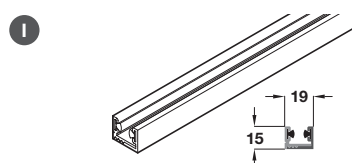
- > Fitting set includes:
- F Running gear with clamp, for 10-12 mm glass, plastic/aluminium
- G Track stopper, satin anodised aluminium
- H Bottom guide, for 10-12 mm glass, for clear threshold, silver plastic
- > Order qty: 1 set

Item	For 1 door
F Running gear with glass clamp	2 pcs
G Track stopper	2 pcs
H Bottom guide	1 pc
Cat. No.	942.00.000



> Alternative clear threshold bottom guide with internal brushes is shown on page 155

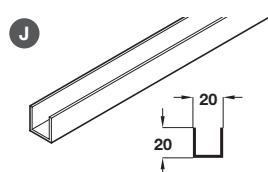
## SV-A200/300 alternative bottom guiding for wider doors



- > Alternative bottom guide channel for doors over 1000 mm wide
- > Adjustable, for 8-12 mm thick glass, with internal brushes
- > Satin anodised aluminium
- > Order qty: 1 pc

Length	3.0 m
I Alternative bottom guide channel	942.00.803

## SV-A200 bottom profile for fixed glass panel



- > Bottom profile for fixed glass panel
- > For 8-12 mm glass
- > Satin anodised aluminium

Item	3 m
J Fixed panel profile	943.52.401