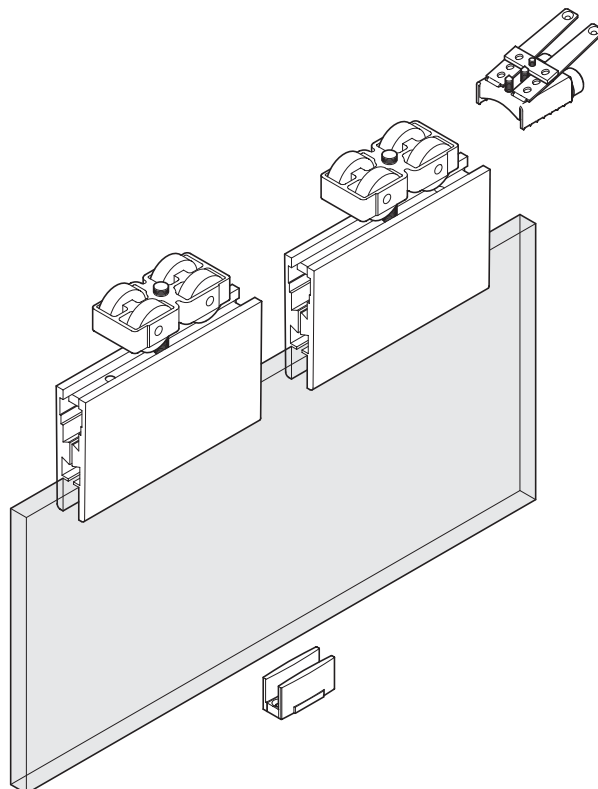
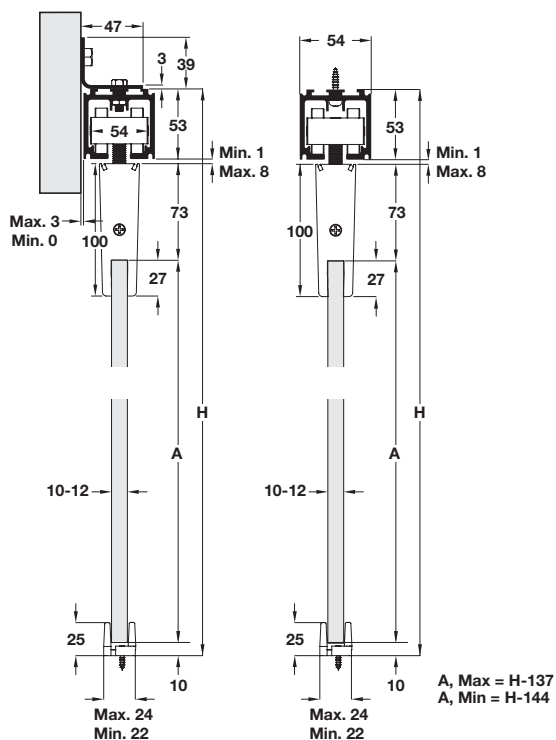


SV-A300 SLIDING GLASS DOOR SYSTEM

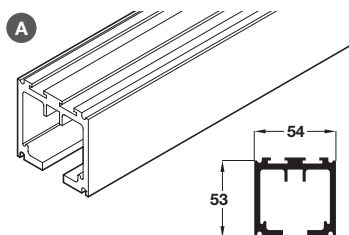
Good quality economical system for frameless glass panels up to 300 kg. Rollers fitted on smooth running hard wearing nylon wheels. Glass clamping system means no glass preparation required.

- > SV-A300
- > Range:
 - Max. door weight **300 kg**
 - Max. door height **3000 mm**
 - Max. door width **1000 mm** (without standard guide) use bottom channel for wider doors
 - Suitable for **10-12 mm** thick glass
- > No requirement for glass preparation due to clamping system
- > Height adjustment ± 5 mm on running gear



> Tracks and fitting sets must be ordered separately, shown on page 155


SV-A200/300 top track



- > Screw fixing
- > Satin anodised aluminium
- > Order qty: 1 pc

Length	3.0 m
A Single top track	943.52.603

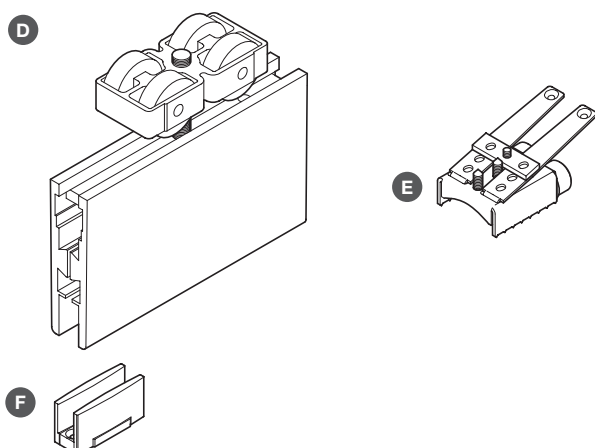
SV-A200/300 top track side fixing bracket and end cap



- > Order fixing bracket and end caps separately
- B Side fixing bracket for top track
- > Order qty: 1 pc
- C End cap, 53 x 54 x 3 mm
- > Order qty: Multiples of 2 pcs per track

Item	Cat. No.
B Fixing bracket	943.52.420
C End cap	943.52.430

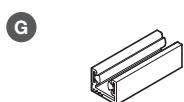
SV-A300 fitting set for one door



- > Fitting set includes:
- D Running gear with clamp, for 10-12 mm glass, plastic/aluminium
- E Track stopper, satin anodised aluminium
- F Bottom guide, for 10-12 mm glass, 52 x 26 mm, adjustable, for clear threshold, silver plastic
- > Order qty: 1 set

Item	For 1 door
D Running gear	2 pcs
E Track stopper	2 pcs
F Bottom guide	1 pc
Cat. No.	943.52.001

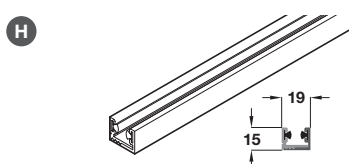
SV-A200/300 alternative bottom guide, with internal brush



- > Alternative bottom guide, for clear threshold
- > Adjustable, for 8-12 mm thick glass, with internal brushes
- > Supplied unassembled
- > Satin anodised aluminium
- > Order qty: 1 pc

Item	Cat. No.
G Alternative bottom guide	942.00.813

SV-A200/300 alternative bottom guiding for wider doors



- > Alternative bottom guide channel for doors over 1000 mm wide
- > Adjustable, for 8-12 mm thick glass, with internal brushes
- > Satin anodised aluminium
- > Order qty: 1 pc

Length	3.0 m
H Alternative bottom guide channel	942.00.803