


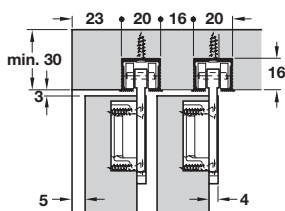
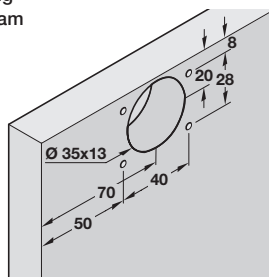
# EKU-CLIPO 35 H/HM INSLIDE SLIDING DOOR SYSTEMS

Quality furniture where bi-passing sliding doors are required. Recess mounted back fixing housings (Clipo 35 H) or recess mounted top fixing housings (Clipo 35 HM).

- > EKU-CLIPO 35 H/HM Inslide
- > Range:
  - Max. door weight **35 kg**
  - Door thickness **19-26 mm**
  - Max. door height **2200 mm** (35 H)
  - Max. door height **2400 mm** (35 HM)
  - Max. door width **1000 mm**
- > Running gear will either clip on back fixing suspension fitting or concealed fixing top housing suspension fitting
- > Height adjustment  $\pm 2$  mm
- > Spring loaded rattle proof bottom guide
- > EKU soft close system can be ordered separately, shown on pages **208-209**

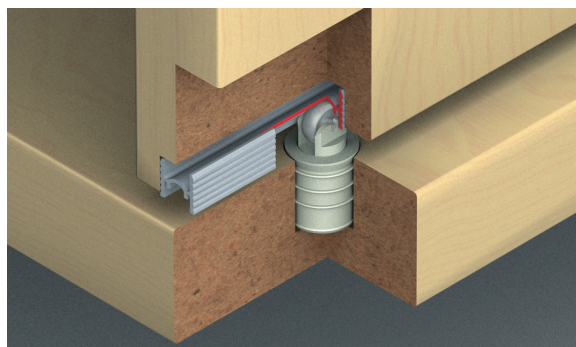
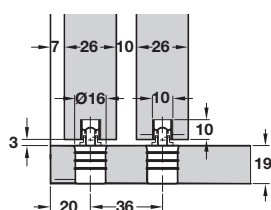

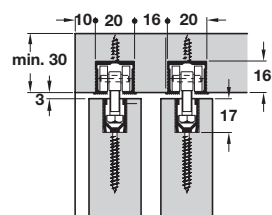
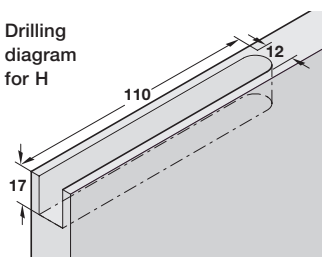
## EKU-CLIPO 35 H Inslide

Drilling diagram for F



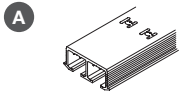
## EKU-CLIPO 35 HM Inslide

Drilling diagram for H

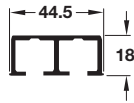


> Track, guide profile and fitting sets must be ordered separately, shown on page **217**

## EKU-CLIPO 35 top track



**!** > Order glue separately, shown on page **265**



- > Double top track, with screw holes for soffit fixing into a groove
- > For min. 30 mm thick upper carcass
- > Bright aluminium
- > Order qty: 1 pc



Item	2.5 m	3.5 m
A Double top track	405.02.622	405.02.623

## EKU-CLIPO 35 top track end piece

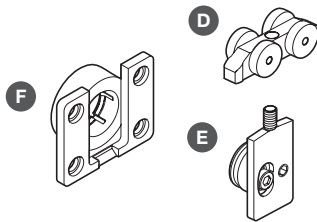


- > To support ends of track
- > Order 4 pcs per 2 or 3 door application
- > Grey plastic
- > Order qty: 1 pc

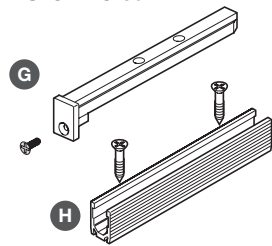
Item	Cat. No.
B Top track end piece	405.00.070

## EKU-CLIPO 35 H/HM fitting sets

### EKU-CLIPO 35 H



### EKU-CLIPO 35 HM



- > Fitting sets include:
- C Track stopper, with retaining spring, grey plastic
- D Running gear, clip fixing or groove mounting, with  $\pm 2$  mm vertical adjustment, bright zinc alloy
- E Suspension fitting, clip fixing, for use with boss-type housing F, bright zinc alloy
- F Housing, boss-type screw fixing, for use with suspension fitting E anthracite plastic
- G Suspension fitting, groove mounting, for use with groove housing H, bright zinc alloy
- H Housing, groove mounting, screw fixing, for use with suspension fitting G, bright aluminium
- I Bottom roller, guide spring loaded, for mounting in drilled holes, grey plastic
- J Rubber buffer, for  $\varnothing 6$  mm hole, plug-fit, black rubber
- > Order qty: 1 set



Fitting set	35 H, back fixing		35 HM, top fixing
	For 2 doors	For 3 doors	For 2 doors
C Track stopper	4 pcs	4 pcs	4 pcs
D Running gear	4 pcs	6 pcs	4 pcs
E Suspension fitting	4 pcs	6 pcs	-
F Housing, boss-type	4 pcs	6 pcs	-
G Suspension fitting	-	-	4 pcs
H Housing	-	-	4 pcs
I Bottom roller guide	2 pcs	3 pcs	2 pcs
J Rubber buffer	-	2 pcs	-
Cat. No.	405.06.001	405.06.003	405.06.002
Additional items available to order (order qty: 1 pc)			Cat. No.
C Track stopper			405.00.050
I Bottom roller guide			405.04.040

**➔** > ECU soft close system can be ordered separately, shown on pages **208-209**

## EKU-CLIPO 35 bottom guide profile



- > For glue mounting
- > Bright aluminium
- > Order qty: 1 pc

Length	2.5 m	3.5 m
K Bottom guide profile	405.04.250	405.04.350