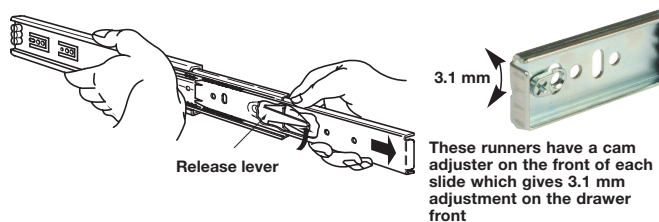
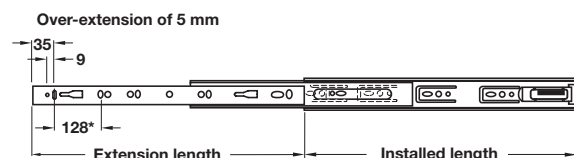
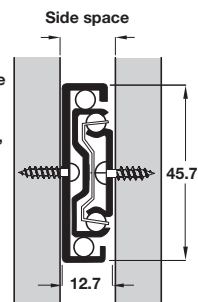


## Accuride 3832-SC front disconnect drawer runners, full extension self closing



For optimum performance allow between +0.2mm and +0.5mm over the nominal runner thickness, for the runner space.

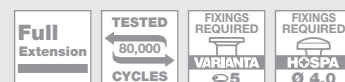


\*Hole not available on 300 mm length



Optional brackets for bottom or shelf mounting of these runners are available, see page 192 for details

- > Side mounting
- > For use in applications such as filing cabinets, desk pedestals and general storage drawers
- > Heavy duty version available. Twice the stay close force on the standard self close. Ideal for mobile applications
- > Load carrying capacity up to 50 kg (see below for individual runner capacity)
- > Front disconnect (by depressing lever) for drawer removal
- > Hold-in feature holds the closed drawer in
- > Self-closing mechanism included
- > 32 mm drilling pattern
- > Tolerance absorption tabs
- > Improved retainer retention device
- > Grooved cabinet member, for better movement
- > Zinc-plated steel
- > Order fixing screws separately (max. head height 2.5 mm, Ø 9.6 mm)
- > Order qty: 1 pair



Installed length	Extension length	Load capacity	Bright	White	Black
<b>Accuride 3832-SC, self closing</b>		Tested cycles 80,000 (10,000)			
300 mm	286 mm	42 kg (48 kg)	422.59.931	422.59.731	422.59.331
350 mm	356 mm	43 kg (49 kg)	422.59.936	422.59.736	422.59.336
400 mm	406 mm	44 kg (50 kg)	422.59.941	422.59.741	422.59.341
450 mm	457 mm	45 kg (50 kg)	422.59.946	422.59.746	422.59.346
500 mm	508 mm	45 kg (50 kg)	422.59.951	422.59.751	422.59.351
550 mm	559 mm	45 kg (50 kg)	422.59.956	422.59.756	422.59.356
600 mm	610 mm	45 kg (50 kg)	422.59.961	422.59.761	422.59.361
650 mm	660 mm	44 kg (49 kg)	422.59.966	422.59.766	422.59.366
<b>Accuride 3832-HDSC, heavy duty self closing</b> (requires more force for opening the drawer)					
300 mm	286 mm	42 kg (48 kg)	422.97.930		
350 mm	356 mm	43 kg (49 kg)	422.97.935		
400 mm	406 mm	44 kg (50 kg)	422.97.940		
450 mm	457 mm	45 kg (50 kg)	422.97.945		
500 mm	508 mm	45 kg (50 kg)	422.97.950		
550 mm	559 mm	45 kg (50 kg)	422.97.955		
600 mm	610 mm	45 kg (50 kg)	422.97.960		
650 mm	660 mm	44 kg (49 kg)	422.97.965		