
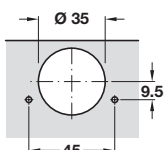


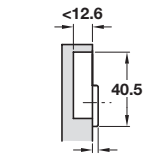
TIOMOS TIPMATIC 95°/110°/120°/160° HINGES



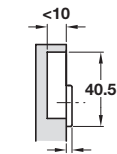
Drilling pattern for cup fixing



Drilling pattern for screw fixing



For 95°/110°/120° hinges



For 160° hinges

- > For handle-less applications
- > Ø 35 mm cup
- > For 95° opening angle door thickness up to 36 mm (for door thicknesses 29 mm and above, a trial fitting is recommended)
- > For 110°/120° opening angle door thickness up to 24 mm (for door thicknesses 24 mm and above, a trial fitting is recommended)
- > For 160° opening angle door thickness up to 32 mm (for door thicknesses over 29 mm, a trial fitting is recommended)
- > Without spring
- > Screw fixing cup
- > Click on arm
- > Order fixing screws separately
- > Order qty: 1 pc

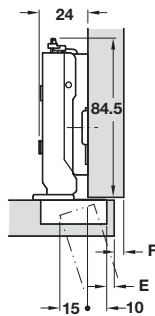
YOU ALSO NEED:

MOUNTING PLATES
Pages 364-366

FIXING SCREWS
Page 468

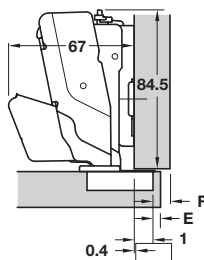
OPTIONAL ACCESSORIES
Pages 362, 367-368, 403-417

TIOMOS TIPMATIC 95°/110°/120° concealed hinges



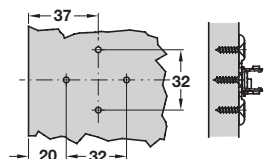

Door overlay mm								
13	14	15	16	17	18	19		
		3	4	5	6	7	0	
3	4	5	6	7			2	
Distance to cup E mm				Mounting plate distance mm				
95°	110°	120°						FIXINGS REQUIRED HOSPA Ø 3.5
Opening angle		95°	110°	120°				
Without soft close		348.42.401	348.31.401	348.36.401				

TIOMOS TIPMATIC 160 concealed hinges



Door overlay mm											
13	14	15	16	17	18	19	20	21	22		
		3	4	5	6	7	8	9	10	0	
3	4	5	6	7	8	9	10			2	
Distance to cup E mm						Mounting plate distance mm					
160°											FIXINGS REQUIRED HOSPA Ø 3.5
Opening angle		160°									
Without soft close		348.32.401									

Cruciform mounting plate, 4 point fixing



A wider range of mounting plates are shown on pages **364-366**

- > For TIOMOS click on fixing hinges only
- > Hospa screw fixing
- > Two part plate with ± 2 mm height adjustment via worm screw
- > Nickel-plated steel
- > Order fixing screws separately
- > Order qty: 1 pc

BEST SELLER

FIXINGS REQUIRED
HOSPA
Ø 3.5

Height	Hospa screw
0 mm	348.38.511