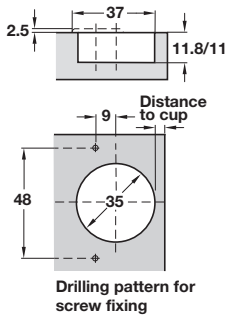


STANDARD 125° HINGES



125° Hinge

Door thickness mm	Distance to cup E mm			
	3.0	4.0	5.0	6.0
16	1.9	1.9	1.9	1.9
18	2.8	2.6	2.5	2.5
19	4.6	3.6	3.0	2.9
20	6.5	5.5	4.5	3.5
Minimum gap				

- > Opening angle 125°
- > Full overlay or half overlay/twin mounting
- > Sprung
- > Ø 35 mm cup
- > For door thickness up to 20 mm see table below
- > Screw fixing cup
- > Choice of slide on or click on arms
- > Soft close compatible
- > Nickel-plated pressed steel cup and arm
- > Order fixing screws separately
- > Order qty: 1 pc

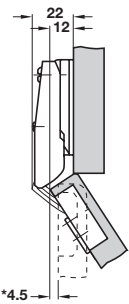
YOU ALSO NEED:

MOUNTING PLATES
Pages 394-396

FIXING SCREWS
Page 468

OPTIONAL ACCESSORIES
Pages 397-399, 403-417

Full overlay mounting



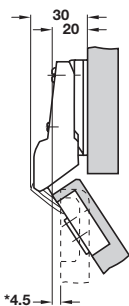
Door overlay mm							
14	15	16	17	18	19	20	
			4	5	6	7	0
	4	5	6	7			2
Distance to cup E mm				Mounting plate distance mm			

Fixing
Screw fixing

Slide on
323.19.501

Click on
322.19.530

Half overlay/twin mounting




Door overlay mm							
5	6	7	8	9	10	11	
				4	5	6	0
			4	5	6		2
Distance to cup E mm				Mounting plate distance mm			

Fixing
Screw fixing

Click on
322.19.531

Super compact cruciform mounting plate



Click on

Slide on

- > For Hospa screw fixing
- > Two part plate with external height adjustment
- > Nickel-plated zinc alloy and pressed steel
- > Order fixing screws separately
- > Order qty: Multiples of 10 pcs

BEST SELLER

Height	Click on	Slide on
0 mm	322.85.750	323.85.701



A wider range of mounting plates are shown on pages **394-396**