

Counterpart for 95° hinge for aluminium framed doors



- > For 95° hinge for aluminium framed doors
- > Nickel-plated zinc alloy
- > Order qty: 1 pc

	Cat. No.
Counterpart, universal	322.67.120

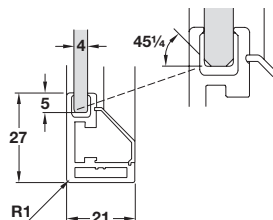

Soft close for 95° hinge for aluminium framed doors



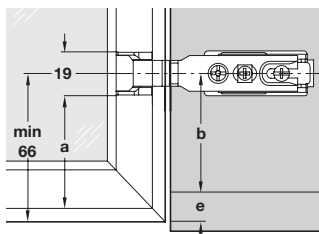
- > For 95° hinge for aluminium framed doors
- > Nickel-plated zinc alloy
- > Order qty: 1 pc

	Cat. No.
Soft close fitting	322.67.110

Aluminium profile set



- > For 4 mm glass thickness
- > Set consists of:
 - 1x Natural anodised aluminium profile, 3 m
 - 1x Grey plastic cover profile, 3 m
 - 1x Transparent plastic gasket, 3 m
- > Please note: It is important to use toughened glass designed for furniture manufacture
- > Order qty: 1 set



e = coverage of the bottom by the door

b = distance between bottom upper edge and hinge arm axis

$c = b - e - 14.5$

	Cat. No.
Profile set	563.29.903

Corner connector

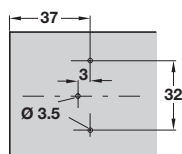


- > With pre-mounted screws
- > Zinc alloy
- > Order qty: 1 pc



	Cat. No.
Finish Nickel-plated	563.29.600

Super compact cruciform mounting plate



- > For Hospa screw fixing
- > Two part plate with external height adjustment
- > Nickel-plated zinc alloy and pressed steel
- > Order fixing screws separately
- > Order qty: Multiples of 10 pcs



	Hospa screw
Height 0 mm	322.85.750



A wider range of mounting plates are shown on pages **394-395**