

ONE2FIVE WASTE BIN SYSTEM - MODULAR

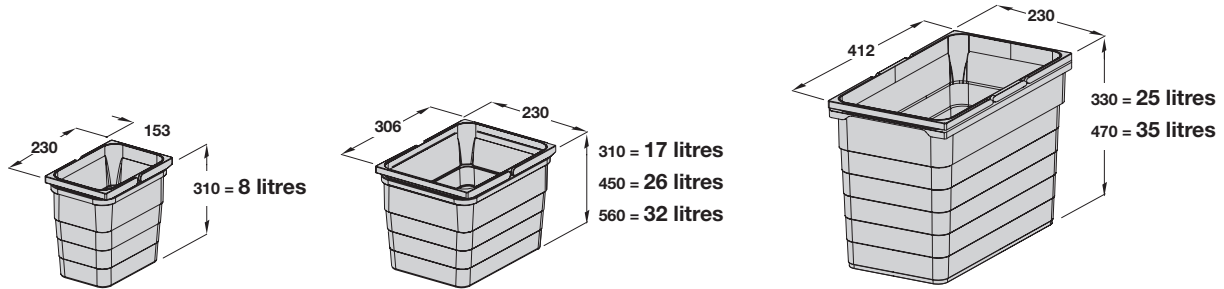


The One2Five modular system is available as separate system elements suitable for 400, 450, 500, or 600 mm cabinet widths with 18/19 mm board thickness, for use with the Grass DWD, Blum or Indaux Attraction double walled drawer systems.

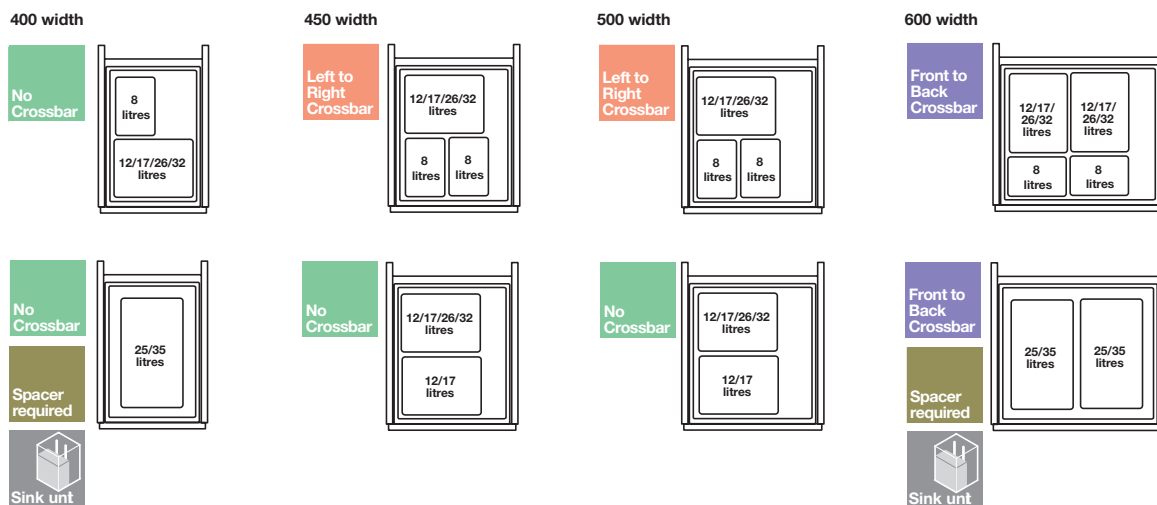
- > Available as separate system elements suitable for 400, 450, 500, or 600 mm cabinet widths with 18/19 mm board thickness
- > System elements are pre-assembled hanging frame suitable for Grass DWD, Blum or Indaux Attraction doubled walled drawer systems and waste bin containers to fit frame
- > Choice of individual bin lids or lid cover plate - please note the cover plate cannot be used where bin lids are also used
- > Bins are food safe and can also be used for storage
- > For 480 or 500 mm drawer depth depending on drawer system used
- > Can also be used in 450 mm depth units if modifications are made to the cabinet carcass



Individual inner bin dimensions



Inner bin layouts by cabinet width - placement of bins may differ from shown



KITCHEN ACCESSORIES 2015, © Hafele U.K. Ltd 2015. Dimensional data not binding. We reserve the right to alter specifications without notice.

One2Five flexible hanging frames

Hanging frames comes in three versions of crossbar type: Refer to selection guide on page **128** for assistance on which version to order

No Crossbar

No crossbar: suits 400 and 500 mm cabinet widths and 2 bin configurations

Left to Right Crossbar

Left to right crossbar: suits 400 and 500 mm cabinet widths and 3 bin configurations

Front to Back Crossbar

Front to back crossbar suits 600 mm cabinet widths



> Order drawer system, individual bins and either bin lids or cover plate with suspension rail separately

- > Suitable for 400, 450, 500 or 600 mm cabinet widths with 18/19 board thickness
- > Suitable for use with Indaux Attraction drawer runners and sides shown below or for use with DWD drawer runners shown below, as well as Blum TANDEMBOX
- > Plastic and steel, grey RAL 7040
- > Order qty: 1 pc

Crossbar:	None	Left to right	Front to back
Frame for Grass DWD runners or Blum Tandembox			
400 mm	502.90.793	-	-
450 mm	502.90.792	502.90.794	-
500 mm	502.90.798	502.90.795	-
600 mm	-	-	502.90.797
Frame for Indaux Attraction drawer side system			
400 mm	502.90.043	-	-
450 mm	502.90.044	502.90.047	-
500 mm	502.90.045	502.90.048	-
600 mm	-	-	502.90.049

One2Five spacers for hanging frames

Spacer required

For use in certain bin configurations where there are gaps in the hanging frame - refer to selection guide on page **128**

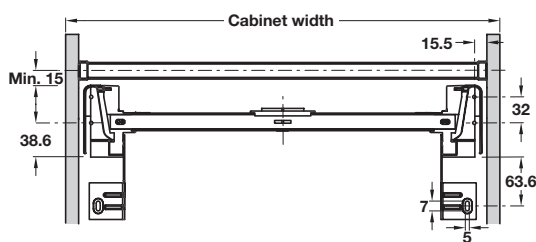


- > Grey steel

For cabinet width	Cat. No.
400 mm	502.90.081
600 mm	502.90.082

Dynamic DWD runners, drawer sides and fixings

DWD runners, drawer sides and front fixing brackets - order DWD frame and bins separately



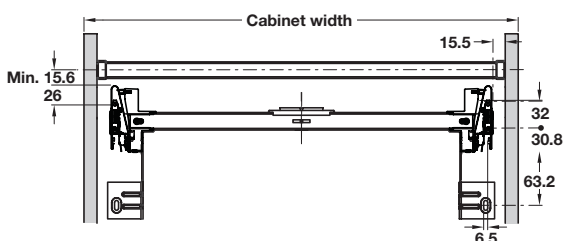
- > DWD set includes 1x pair runners, full extension, galvanized steel with soft close mechanism, 40 kg max. carrying capacity with 1x pair double wall metal drawer sides, Alumetallic finish and 2x pcs drawer front fixings and 1x pair drawer adaptors for use with 86 mm high wooden drawer backs (drawer backs not included)
- > Order qty: 1 set



For 500 mm drawer depth	Cat. No.
DWD set	559.75.805

Indaux Attraction runners, drawer sides and fixings

Indaux Attraction runners, drawer sides and front fixing brackets - order Indaux Attraction frame and bins separately

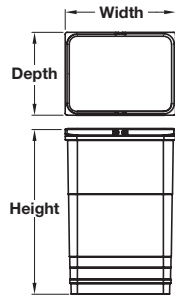


- > Set includes 1x pair runners, full extension, galvanized steel with Indamatic gradual soft closing system, 50 kg max. carrying capacity with 1x pair double wall metal drawer sides, silver or graphite grey finish and 2x pcs drawer front fixings and 1x pair drawer adaptors for use with 68 mm high wooden drawer backs, suitable for 16 mm drawer base and backs (not included)
- > Order qty: 1 set



For 480 mm drawer depth	Cat. No.
Silver	554.35.915
Graphite	554.35.315

One2Five waste bins



- > With carrying handles that also hold bin liners in place
- > Plastic, grey RAL 7040
- > Order qty: 1 pc

Capacity	Width x depth x height	Cat. No.
8 litres	153 x 230 x 310 mm	502.90.501
17 litres	230 x 306 x 310 mm	502.90.502
25 litres	230 x 412 x 330 mm	502.90.498
26 litres	230 x 306 x 450 mm	502.90.503
32 litres	230 x 306 x 560 mm	502.90.504
35 litres	230 x 412 x 470 mm	502.90.499

One2Five individual bin lid



- > For waste bins
- > Grey plastic
- > Order qty: 1 pc

For bin container capacity	Cat. No.
8 litres	502.90.101
17, 26 and 32 litres	502.90.102
25 or 35 litres	502.90.214



Choice of individual bin lids or lid cover plate - please note the cover plate cannot be used where bin lids are also used

One2Five economic lid cover plate



- > Cover plate for use with hanging frame, alternative option to individual lids
- > Suitable for 18/19 mm board thickness
- > Plastic, grey RAL 7040
- > Order suspension rail separately, shown below
- > Order qty: 1 pc

- > Lid cover plate suspension rail
- > For mounting the lid cover plate in the cabinet
- > Plastic, grey RAL 7040
- > Order qty: 1 pc (order 2 pcs per lid cover plate)



Cover plate for cabinet width	Cat. No.
400 mm	502.90.653
450 mm	502.90.634
500 mm	502.90.655
600 mm	502.90.657
Suspension rail	Cat. No.
	502.90.690

KITCHEN ACCESSORIES 2015, © Hafele U.K. Ltd 2015. Dimensional data not binding. We reserve the right to alter specifications without notice.