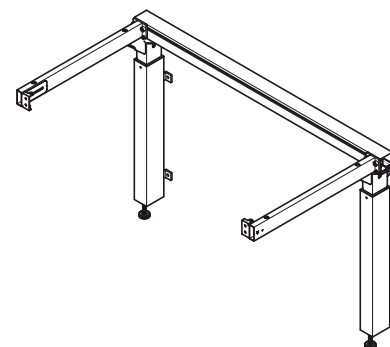
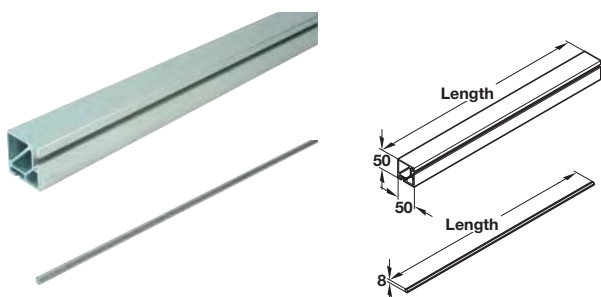




- > Ordering guide for Flexi height adjustable worktop system
- > For 1 m length worktop
  - 1x Wall bar profile (order profile for 1.2 m worktop and cut to 950 mm), 2x Legs, 2x Supports for worktop
- > For 2 m length worktop
  - 1x Wall bar profile (1950 m length for 2 m worktop), 2x Legs, 4x Supports for worktop
- > For 3 m length worktop
  - 1x Wall bar profile (2950 m length for 3 m worktop), 3x Legs, 7x Supports for worktop
- > Cover for leg and supporting foot optional
- > Choose either handle for manual adjustment or motor/s and control box for electric adjustment
- > Number of motors required:
  - For worktops less than 1 m in length 1 motor must be used
  - For worktops over 1 m in length 2 motors must be used
  - Control box should be ordered as a 1 or 2 motor version to match



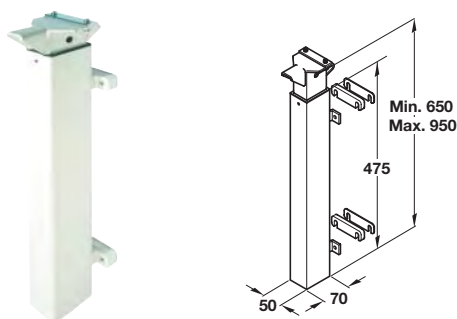
## Wall bar profile and spindle



- > Bar profile 50 x 50 mm, with 8 mm steel spindle
- > Can be cut to size (profile by 50 mm less than worktop, spindle by 100 mm less than profile)
- > Aluminium
- > Order qty: 1 pc

Wall bar profile / Spindle length	For worktop length	Cat. No.
1150 / 1050 mm	1.2 m	506.16.000
1950 / 1850 mm	2 m	506.16.001
2950 / 2850 mm	3 m	506.16.002

## Leg



- > Leg allows height adjustment from 650-950 mm
- > Includes wall spacers and 1 section cover
- > Painted steel
- > Order qty: 1 pc

Finish	Cat. No.
White	506.16.730

## Cover for leg, 2 section



Please note: photo shows cover without supporting foot

- > For use with or without supporting foot
- > White painted steel
- > Order qty: 1 pc

For use	Cat. No.
without supporting foot	506.16.733
with supporting foot	506.16.734

## Supporting foot



- > With levelling screw
- > White painted steel
- > Order qty: 1 pc

Length	Cat. No.
300 mm	506.16.731
490 mm	506.16.732