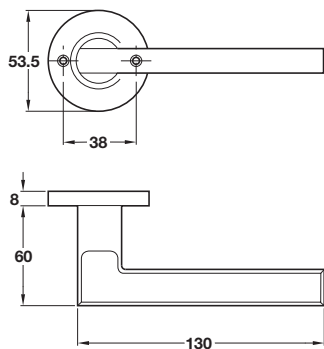

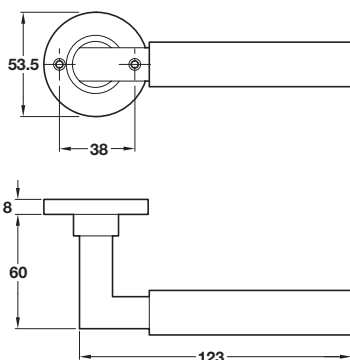



HL10 Lever handle set, grade 304 stainless steel**Standard keyway escutcheon****Euro profile cylinder escutcheon****WC release and inside turn**

- > Pair of lever handles and roses with escutcheon or WC set included
- > 8 mm spindle included
- > Sprung, for use with standard duty followers
- > To suit doors 38-55 mm thick
- > WC/emergency release and inside turn with 8 mm spindle, suits doors 38-45 mm thick
- > Grade 304 stainless steel
- > Order qty: 1 set

BS EN 1906**2 6 - B 0 3 0 B**

Lever handles	Satin	Polished
with standard keyway escutcheon		
Cat. No.	903.91.233	903.91.234
with Euro profile cylinder escutcheon		
Cat. No.	903.92.233	903.92.234
with WC/emergency release and inside turn		
Cat. No.	903.93.233	903.93.234

HL15 Lever handle set, grade 304 stainless steel**Standard keyway escutcheon****Euro profile cylinder escutcheon****WC release and inside turn**

- > Pair of lever handles and roses with escutcheon or WC set included
- > 8 mm spindle included
- > Sprung, for use with standard duty followers
- > To suit doors 38-55 mm thick
- > WC/emergency release and inside turn with 8 mm spindle, suits doors 38-45 mm thick
- > Grade 304 stainless steel
- > Order qty: 1 set

BS EN 1906**2 6 - B 0 3 0 B**

Lever handles	Satin	Polished
with standard keyway escutcheon		
Cat. No.	903.91.296	903.91.297
with Euro profile cylinder escutcheon		
Cat. No.	903.92.296	903.92.297
with WC/emergency release and inside turn		
Cat. No.	903.93.296	903.93.297