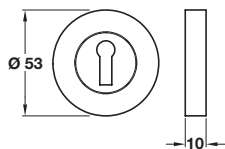
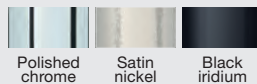


Standard keyway escutcheons, zinc alloy

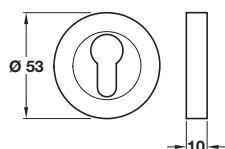
Note: ± 3 mm tolerance on dimensions

- > Zinc alloy
- > Order qty: 1 pair

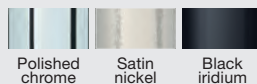


Finish	Cat. No.
Polished chrome	901.51.066
Satin nickel	901.51.067
Black iridium	901.51.068

Profile cylinder escutcheons, zinc alloy

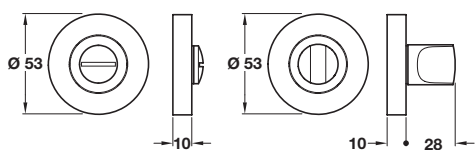
Note: ± 3 mm tolerance on dimensions

- > Zinc alloy
- > Order qty: 1 pair

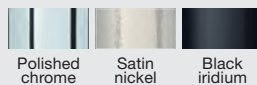


Finish	Cat. No.
Polished chrome	901.52.066
Satin nickel	901.52.067
Black iridium	901.52.068

WC release and inside turn, zinc alloy

Note: ± 3 mm tolerance on dimensions

- > To suit doors up to 35 mm thick
- > 5 mm square spindle included
- > Zinc alloy
- > Order qty: 1 set



Finish	Cat. No.
Polished chrome	901.53.066
Satin nickel	901.53.067
Black iridium	901.53.068

Additional fixings pack



- > Fixings pack consists of:
2x Bolts for 30-35 mm doors
2x Bolts for 35-44 mm doors
4x Sleeves
- > Steel
- > Order qty: 1 pack

	Cat. No.
Fixings pack	909.00.875