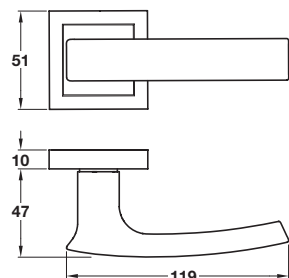



THORNTON lever handles on square rose, zinc alloy



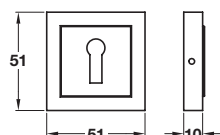
Note: ± 3 mm tolerance on dimensions

- > Pair of lever handles on square rose
- > Designed for internal doors
- > Grub screw fixing on 8 mm square split spindle
- > Sprung, for use with standard duty followers
- > To suit doors up to 35 mm thick
- > Zinc alloy
- > Order qty: 1 pair




Finish	Cat. No.
Polished chrome	900.20.442
Satin nickel	900.20.446

Standard keyway escutcheons, zinc alloy



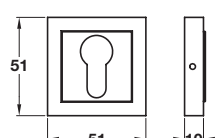
Note: ± 3 mm tolerance on dimensions

- > Zinc alloy
- > Order qty: 1 pair




Finish	Cat. No.
Polished chrome	901.51.069
Satin nickel	901.51.070

Profile cylinder escutcheons, zinc alloy



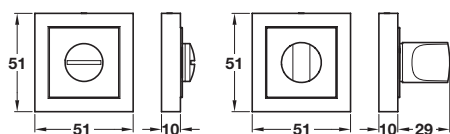
Note: ± 3 mm tolerance on dimensions

- > Zinc alloy
- > Order qty: 1 pair




Finish	Cat. No.
Polished chrome	901.52.069
Satin nickel	901.21.070

WC/emergency release and inside turn, zinc alloy



Note: ± 3 mm tolerance on dimensions

- > To suit doors up to 35 mm thick
- > 5 mm square spindle included
- > Zinc alloy
- > Order qty: 1 set



Finish	Cat. No.
Polished chrome	901.53.069
Satin nickel	901.53.070



Additional fixings pack, Cat. No. 909.00.875, also available see page 72