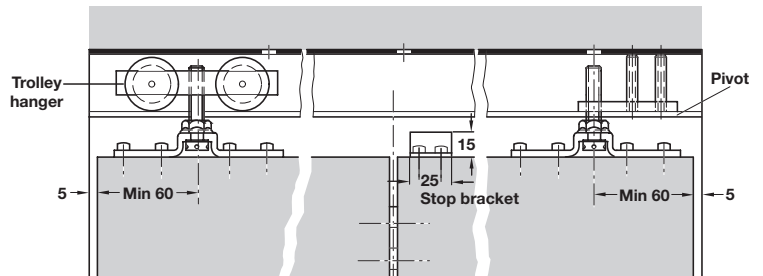


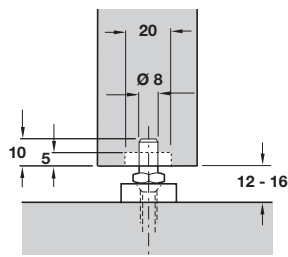
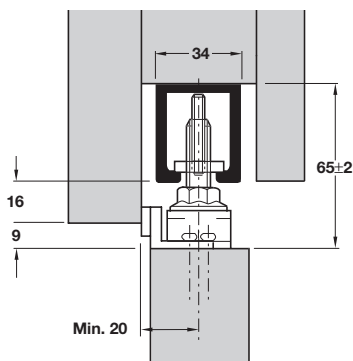
HAWA-BIFOLD 30 FOLDING CABINET DOOR SYSTEM

For high quality double folding door applications where a clear threshold is preferred.

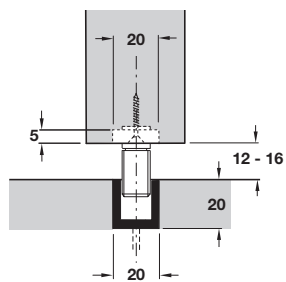
- > HAWA-Bifold 30
- > Range:
 - Max. door weight **30 kg**
 - Max. door width **600 mm**
 - Max. door height **2200 mm**
 - Recommended door thickness **26-45 mm**
- > For 2, 4 or 6 panel suites only
- > Equal width doors only
- > Channel H and fittings I, J, K and L are for use with 4 or 6 door leaf applications



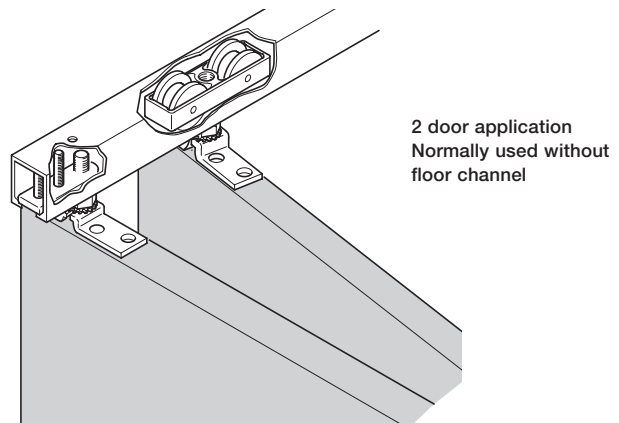
2, 4 or 6 door suites
No odd number panels or access doors



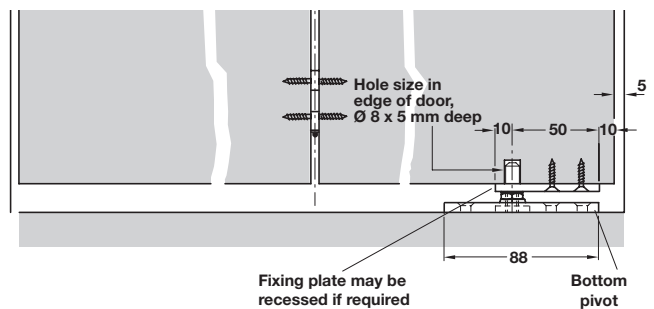
Section through typical door/pivot



Anodised aluminium bottom channel for use with 4 or 6 door leaf applications

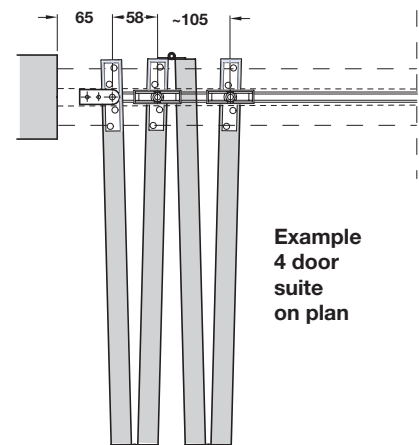
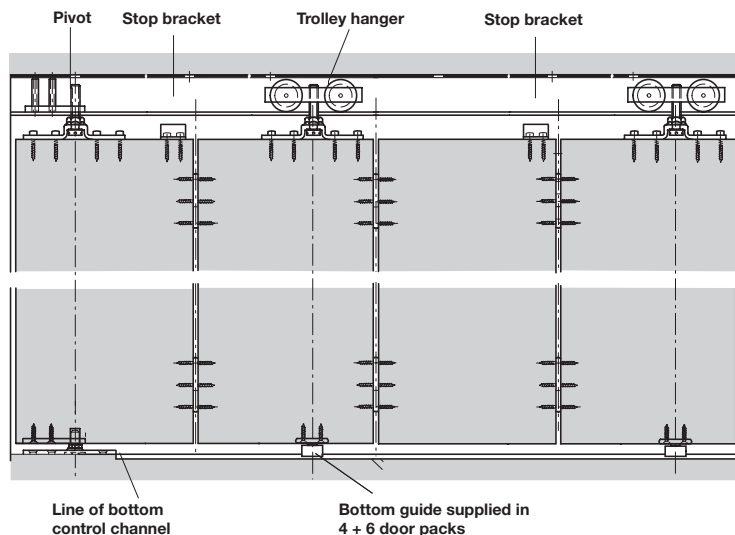


2 door application
Normally used without floor channel



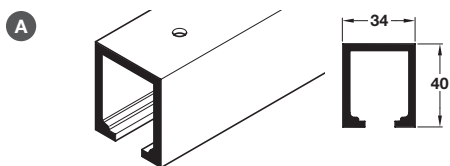
Fixing plate may be recessed if required

Bottom pivot



Example
4 door
suite
on plan

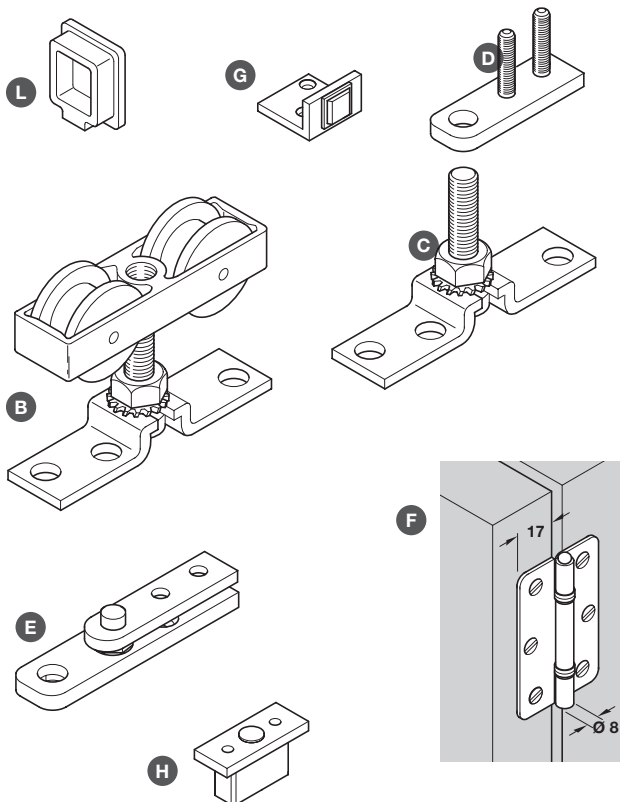
HAWA-Bifold 30 top track



- > Top track with screw holes for soffit fixing
- > Silver anodised aluminium
- > Order qty: 1 pc

Length	2.0 m	2.5 m	3.0 m
Cat. No.	940.80.200	940.80.250	940.80.300

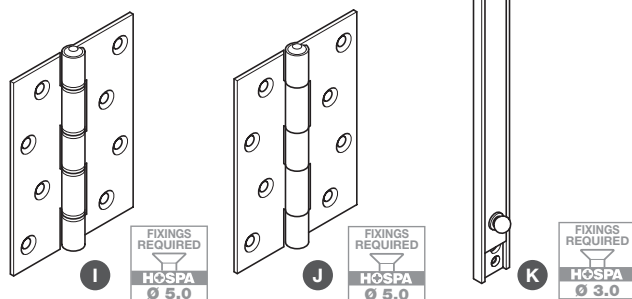
HAWA-Bifold 30 fitting sets and additional fittings



- > Fitting sets consists of:
- B Trolley hanger, non-corrosive aluminium housing with twin high quality Ø 34 mm rollers, zinc plated 100 mm mounting bracket, M10 pendant bolt
- C Top pivot fixing plate, 26 x 100 mm, fastens to top pivot D, height and side adjustable, ±2 mm, mounting bracket with steel M10 pivot bolt,
- D Top pivot fastens into top track A, aluminium support plate with 2 hex screws, 6 x 35 mm to fasten into top track
- E Lower pivot hinge, floor mounting, aluminium and steel
- F Butt hinge for panel joint, with plastic bearings, galvanized steel, for light duty applications only
- G Stop bracket, 15 x 25 mm, with rubber buffer, galvanized steel
- H Bottom guide, 28 x 50 x 20 mm, with nylon pilot, steel
- > Additional fittings can be ordered separately:
- I Butt hinge, 102 x 73 mm, BS EN 1935 Grade 4, stainless steel washers with spun pin, satin stainless steel
- J Butt hinge, 102 x 73 mm, unwashed with stainless steel pin, bright polished brass
- K Knob slide surface bolt, 160 mm length, light duty, surface or semi-recessed fixing, straight and angled keepers included, polished brass or satin nickel-plated brass
- L End cap for top track, 41 x 35 x 14 mm, anthracite grey plastic
- > Order qty: 1 set

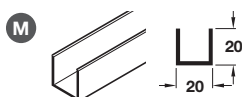


> Light duty hinge F is included but we strongly recommend ordering one of the hinges I or J for heavier duty applications



Item	For 2 doors	For 4 doors	For 6 doors
B Trolley hanger	1 pc	2 pcs	3 pcs
C Top pivot	1 pc	1 pc	1 pc
D Top pivot	1 pc	1 pc	1 pc
E Lower pivot hinge	1 pc	1 pc	1 pc
F Butt hinge	3 pcs	9 pcs	15 pcs
G Stop bracket	1 pc	2 pcs	3 pcs
H Bottom guide	-	2 pcs	3 pcs
Cat. No.	407.58.003	407.58.004	407.58.006
Additional fittings		Order qty	Cat. No.
I Butt hinge		1 pc	921.08.122
J Butt hinge		1 pc	921.08.024
K Knob slide, polished brass		1 pc	900.17.945
K Knob slide, satin nickel-plated		1 pc	900.17.946
L End cap		1 pc	940.80.020

HAWA-Bifold 30 bottom channel



- > Bottom channel, pre-drilled for countersunk screws
- > Anodised aluminium
- > Order qty: 1 pc

Length	2.5 m	3.5 m
M Bottom channel	940.41.250	940.41.350