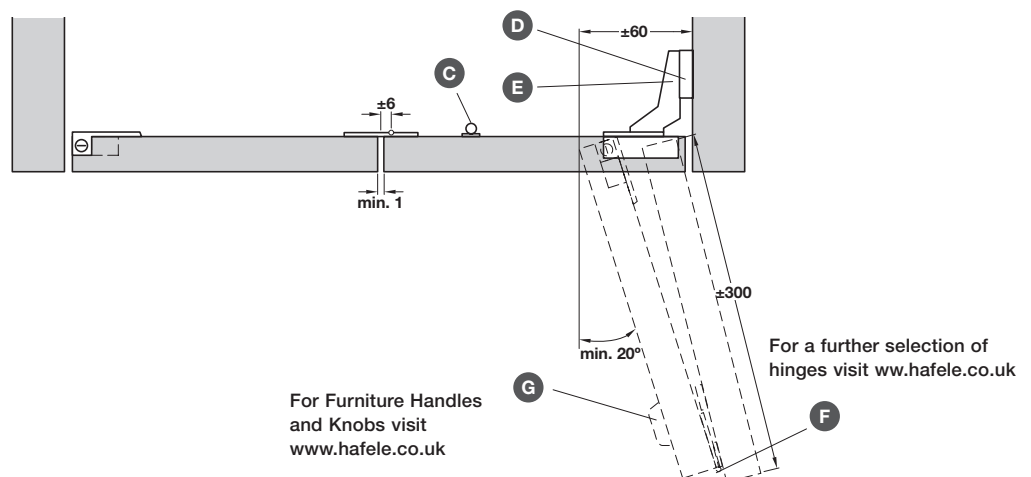
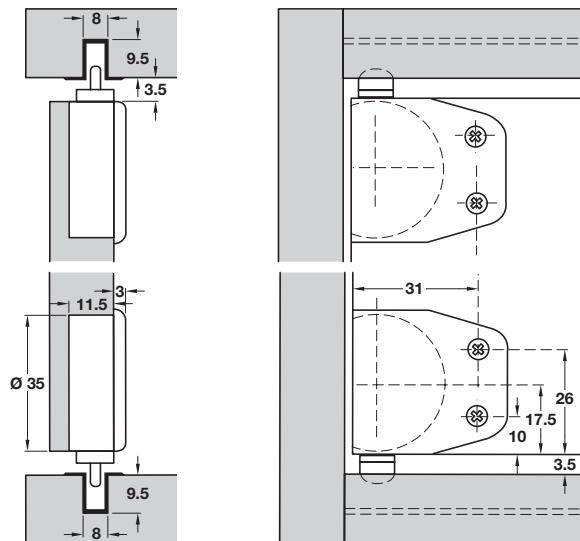


# FOLD-ASIDE SYSTEM 88 FOLDING CABINET DOOR SYSTEM

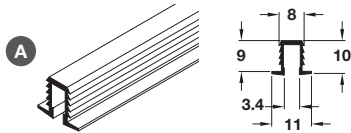
Light weight system for pairs of inset door leaves only. Ideal for caravan and mobile home manufacturers

- > Fold-aside System 88
- > Range:
  - Max. door panel weight **5 kg**
  - Max. door thickness **19 mm**
  - Max. door panel height **1000 mm**
  - Max. door panel width **300 mm**
- > Concealed cup hinge, 15 mm crank for inset door with automatic spring for snap shut closing. Boss recess Ø 35 mm, depth 12 mm
- > Folding door hinge has plastic bearings to ensure smooth and silent use

**!** > Important: All the weight of both doors in any folding pair is supported entirely by the hinges



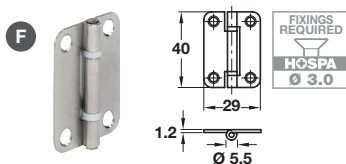
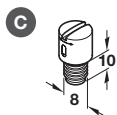
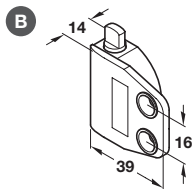
## Fold-aside System 88 upper/lower guide channel



- > Upper/lower guide channel
- > 3.0 m length
- > Press-fit, with flanged edges
- > Brown or white plastic
- > Order qty: 1 pc

Item	Brown	White
A Upper/lower guide channel	404.15.103	404.15.703

## Fold-aside System 88 fittings



- > Order fittings separately:
- > B Fold-aside guide fittings, brown or white plastic
- > C Stopper, plastic
- > D Concealed cup hinge, 95° for carcass to panel joint, screw mounted, nickel-plated steel
- > E Mounting plate, 2 mm height, flanged, screw mounted, with vertical adjustment, zinc alloy
- > F Folding door hinge, for panel to panel joint, plastic bearings, polished nickel-plated steel
- > G Handles and knobs, for full range of handles and knobs, please visit [www.hafele.co.uk](http://www.hafele.co.uk)

Item	Order qty	Cat. No.
B Fold-aside guide fittings, brown	2 pcs	404.02.104
B Fold-aside guide fittings, white	2 pcs	404.02.702
C Stopper	1 pc	404.02.391
D Concealed cup hinge, 95°	2/3 pcs	323.11.523
E Mounting plate	2/3 pcs	323.80.724
F Folding door hinge	2/3 pcs	354.14.709