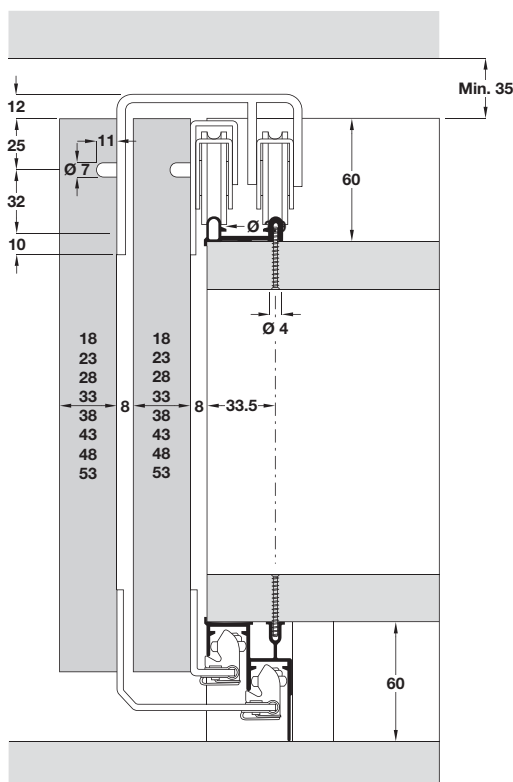
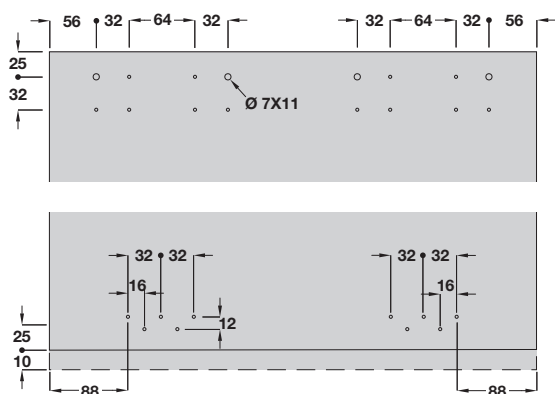


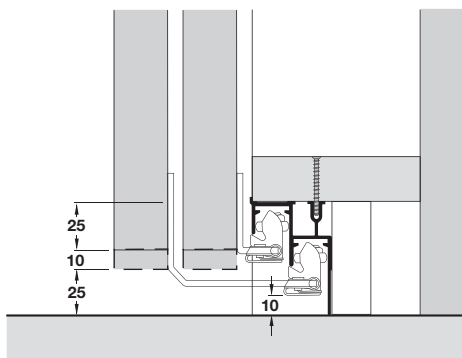
# PS10 SLIDING DOOR SYSTEM

High quality smooth running system for large wardrobe and cabinet doors. Includes as standard a patented soft close unit for each door which allows soft closing both sides on every door even in a three door installation.

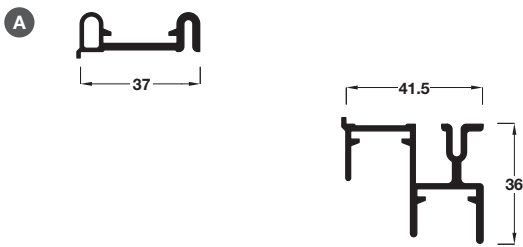
- > PS10, suitable for residential and commercial applications such as hotels and offices
- > Range:
  - Max door weight **60 kg**
  - Min door width **746 mm**
  - For door thickness **18-28 mm**
- > With  $\pm 1.5$  mm height adjustment
- > Soft closing in both directions
- > Fitting instructions included
- > Fitting sets for door thicknesses up to 53 mm are available to special order. Please contact us for further information



We recommend using Planofit door straighteners on doors above 900 mm wide and 2000 mm high, for information see pages **170-171**



## PS10 top and bottom track set

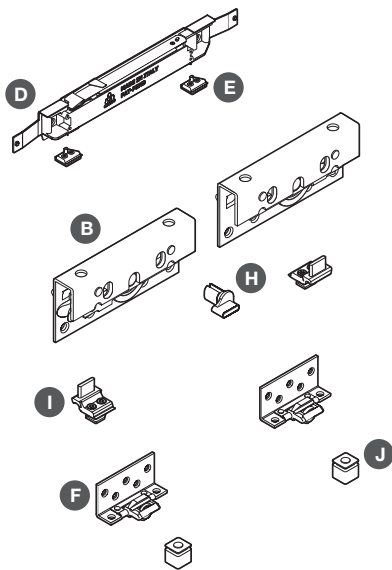


- > Set includes:
  - 1x Top track, 3050 mm length
  - 1x Bottom track, 3050 mm length
- > For screw fixing
- > Satin anodised aluminium
- > Order qty: 1 set

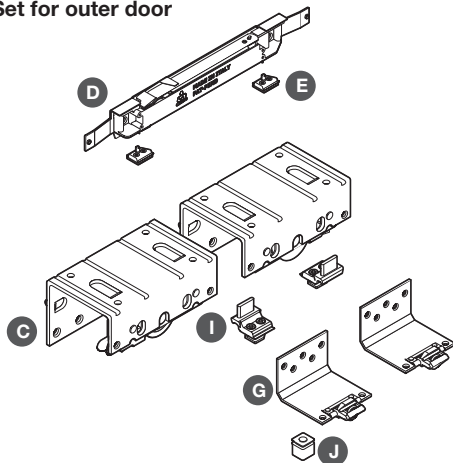
Length	3050 mm
A Top and bottom track set	400.50.935

## PS10 fitting sets

### Set for inner door



### Set for outer door



- > Order set for inner door and outer door separately
- > Set components:
  - B Top guide for inner door, powder coated grey
  - C Top guide for outer door, powder coated grey
  - D SoftSpace damper
  - E Activator for SoftSpace damper
  - F Bottom guide for inner door, powder coated grey
  - G Bottom guide for outer door, powder coated grey
  - H Spacer for handle
  - I Safety top lock
  - J Bottom lock
- Fixings, allen key and fitting instructions included
- > Order qty: 1 set



PS10 fitting sets	for inner door	for outer door
B Top guide, inner door	1 pair	-
C Top guide, outer door	-	1 pair
D SoftSpace damper	1 pc	1 pc
E Activator	2 pcs	2 pcs
F Bottom guide, inner door	2 pcs	-
G Bottom guide, outer door	-	2 pcs
H Handle spacer	1 pc	-
I Top lock	1 pair	1 pair
J Bottom lock	2 pcs	2 pcs
For 18 mm door thickness	-	400.50.003
For 18-28 mm door thickness	400.50.000	400.50.005

## PS10 complete fitting set with tracks



- > Unique soft close design allows soft closing on both opening and closing, even on a three door set

- > Complete set includes top and bottom track set, 3050 mm lengths, 2 fitting sets for inner doors and 1 fitting set for outer hand door
- > Order qty: 1 set



PS10 complete set for 3 doors, with soft close	Cat. No.
For 18 mm door thickness	400.50.014
For 18-28 mm door thickness	400.50.015