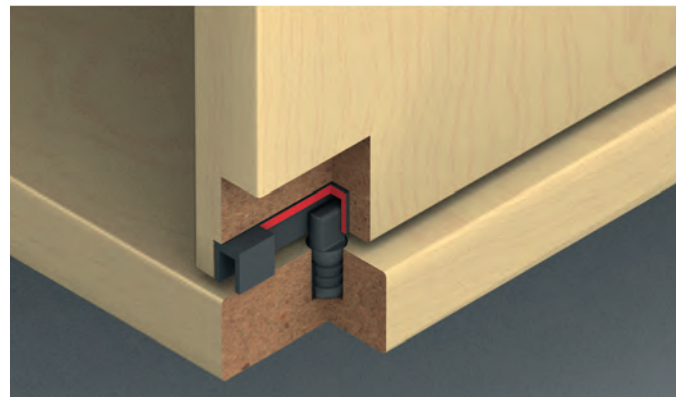
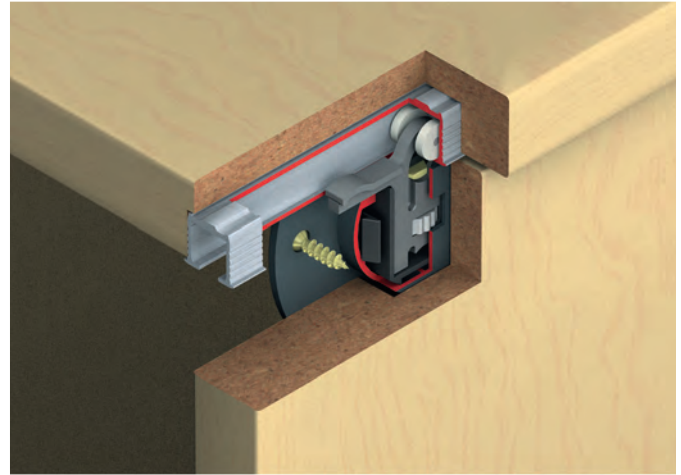


# EKU-CLIPO 15 H INSLIDE SLIDING DOOR SYSTEM

High quality straight sliding top hung cupboard door gear for domestic or light-duty commercial furniture. Inset bottom guiding as standard, overlay (Mixfront) bottom guiding also available - information available on request.

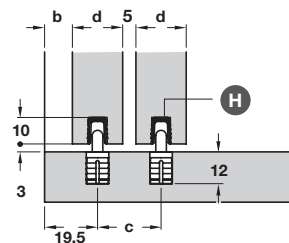
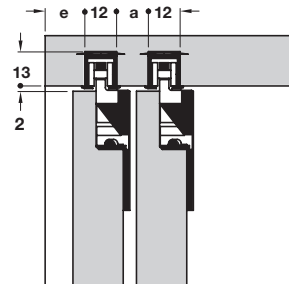
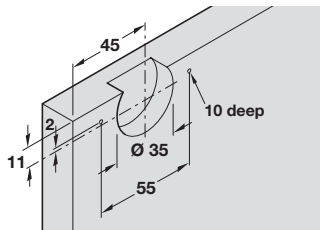
- > EKU-CLIPO 15 H Inslide
- > Range:
  - Maximum door weight **15 kg**
  - For door thickness **16 or 19 mm**
- > Fittings are supplied in sets for 2 doors or as separate items
- > Choice of three types of top track installations
- > Height adjustment  $\pm 1.5$  mm on running gear



Sliding Door Fittings for Furniture: Sliding Cabinet Door



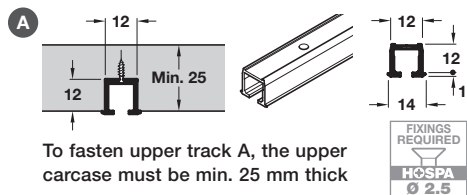
### Drilling diagram



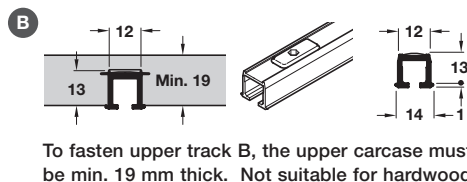
Door thickness d	16 mm	19 mm
Dim. a	9 mm	12 mm
Dim. b	11.5 mm	10 mm
Dim. c	21 mm	24 mm
Dim. e	13.5 mm	15 mm

> Tracks and fitting sets must be ordered separately, shown on page 37

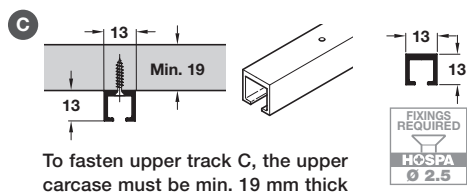
## EKU-CLIPO 15 Inslide top tracks



To fasten upper track A, the upper carcass must be min. 25 mm thick



To fasten upper track B, the upper carcass must be min. 19 mm thick. Not suitable for hardwood



To fasten upper track C, the upper carcass must be min. 19 mm thick

> Order top track according to requirements

A Top track, with screw holes for soffit fixing into groove, bright aluminium

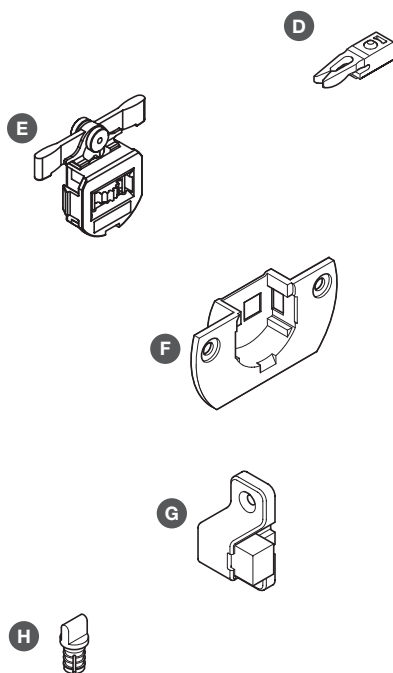
B Top track, with swivel lug, soffit fixing at 100 mm intervals, bright aluminium

C Top track, with screw holes for surface soffit fixing, anodised aluminium

> Order qty: 1 pc

Length	2.5 m	3.5 m
A Top track, groove mounting	405.87.013	405.87.022
B Top track, lug groove mounting	405.86.016	405.86.025
C Top track, surface fixing	405.81.010	405.81.020

## EKU-CLIPO 15 H Inslide fitting set for two doors



> Fitting set includes:

D Track stopper for top tracks, grey plastic

E Running gear clip on, height adjustable  $\pm 1.5$  mm, anthracite plastic rollers, metal axle

F Housing screw fixing, for use with running gear E, anthracite plastic

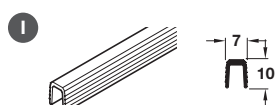
G Guide, press-fit in  $\varnothing 8$  mm hole, for infront doors, anthracite plastic

> Order qty: 1 set



Fitting set	For 2 doors	
D Track stopper	4 pcs	
E Running gear	4 pcs	
F Housing	4 pcs	
G Door buffer	1 pc	
H Bottom guide	2 pcs	
Cat. No.	405.82.215	
Separate items	Order qty	
D Track stopper	2 pcs per track	405.83.132
E Running gear	2 pcs per door	405.83.909
F Housing	2 pcs per door	405.83.801
H Bottom guide	1 pc per door	405.83.104

## EKU-CLIPO 15 H Inslide bottom guide profile



> Ribbed for press-fit installation

> For use with guide H

> Anthracite plastic

> Order qty: 1 pc

Length	2.5 m	3.5 m
I Bottom guide profile	405.98.516	405.98.525