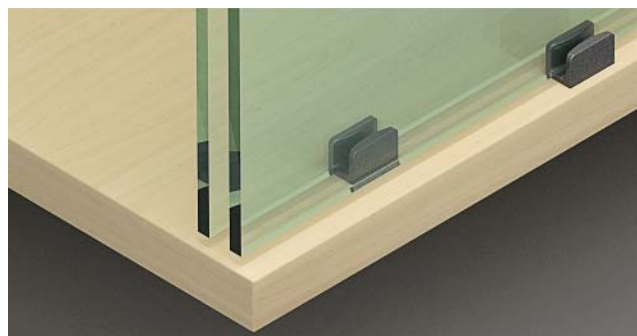
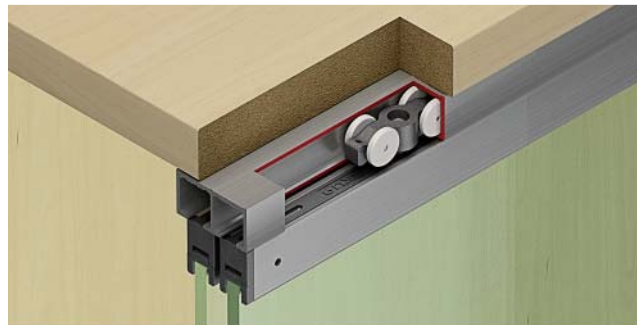


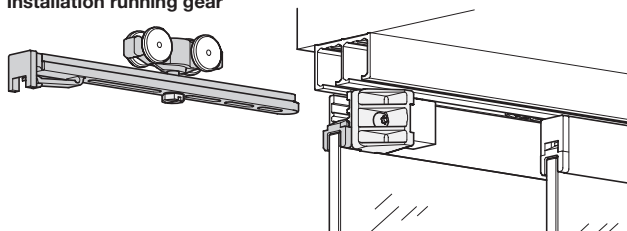
EKU-CLIPO 16 GPK INSLIDE SLIDING GLASS DOOR SYSTEM

For inset sliding glass doors with optional soft close, for doors weighing up to 16 kg.

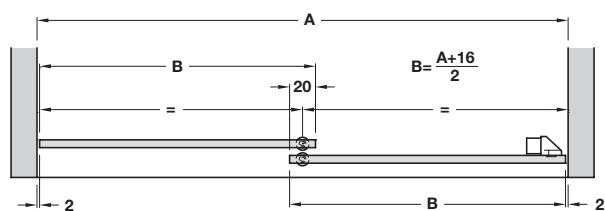
- > Range
 - Max. door height **1400 mm**
 - Max. door width **1000 mm**
- > For max. glass thickness **6 mm**
- > Height adjustment **+2/-1 mm**
- > Quick fitting running gear (no tools required)



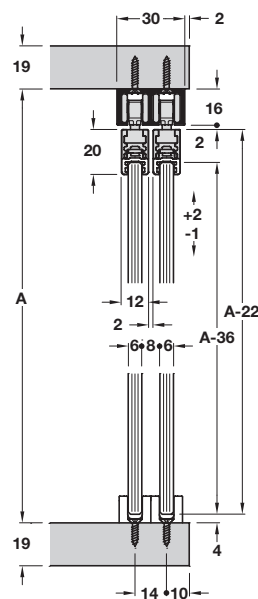
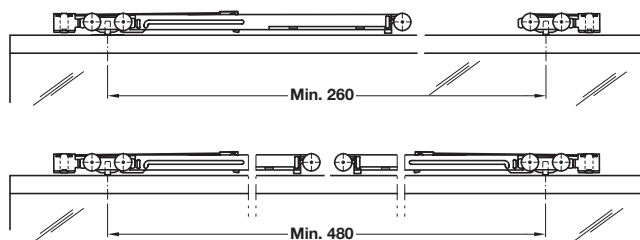
Installation running gear



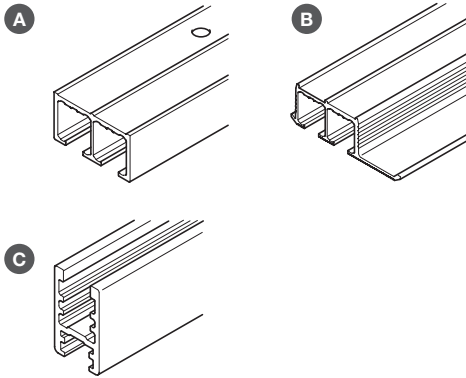
Door overlay



Installation soft close



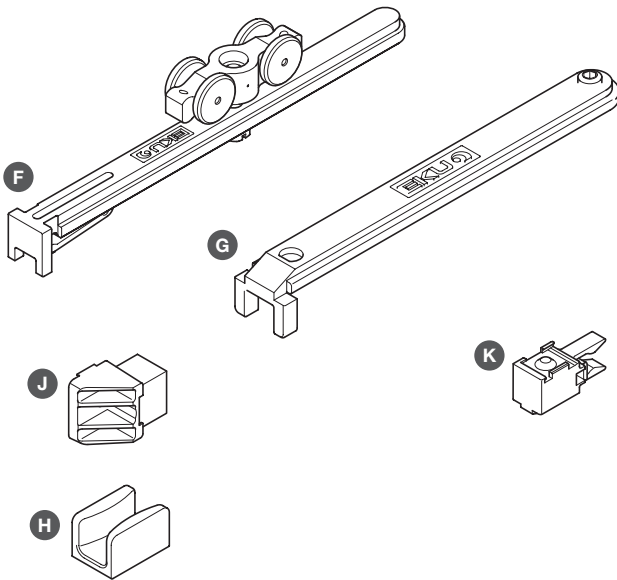
EKU-CLIPO 16 GPK tracks and glass fixing profile



- > Order tracks and accessories separately
- > Tracks suitable for min. 19 mm thick upper carcase
- A Double top track, screw fixing, silver anodised aluminium
- B Double top track, screw fixing, silver anodised aluminium
- C Top glass fixing profile, glue fixing, silver anodised aluminium
- > Order qty: 1 pc

Item	2.5 m	3.5 m
A Double top track	405.90.962	405.90.963
B Double top track	405.90.972	405.90.973
C Top glass fixing profile	405.89.932	405.89.933

EKU-CLIPO 16 GPK fitting set

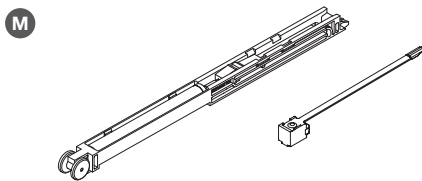


- > Fitting set includes:
- F Running gear with ball bearing mounted rollers, anthracite plastic
- G Locking part, anthracite plastic
- H Bottom guide, grey plastic
- J Door follower, grey plastic
- K Track stopper, grey plastic
- > Order qty: 1 set



Item	For 2 doors
F Running gear	4 pcs
G Locking part	4 pcs
H Bottom guide	2 pcs
J Door follower	1 pc
K Track stopper	2 pcs
Cat. No.	405.82.290

EKU-CLIPO 16 GPK soft close set



- > Set includes 2 soft close mechanisms and 2 stoppers
- > Grey plastic
- > Order qty: 1 set



Item	For 2 doors
M Soft close	405.10.070

Silirub universal silicone



- > Silirub 1 universal silicone
- > 300 ml
- > Clear
- > Order qty: 1 pc



Silicone needs at least 48 hours to dry

Item	Cat. No.
N Silirub 1	003.50.084