

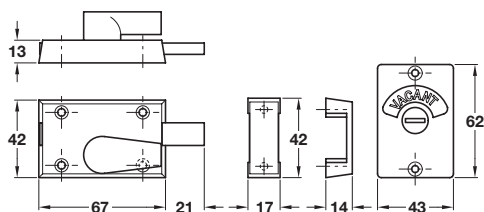
INDICATOR BOLTS

Surface mounted indicator bolts with inside knobs or slides for use on toilet or cubicle doors, made of stainless steel, zinc alloy or aluminium. To suit doors 28-48 mm thick.

Indicator bolt

2

Door Accessories: Bolts

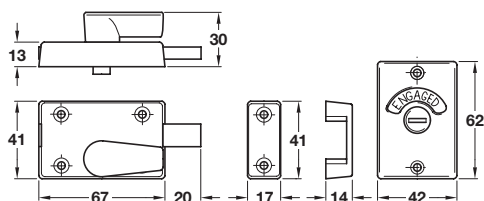


- > Surface mounted
- > To suit doors 28-48 mm thick
- > Emergency release to outside
- > Throw over turn knob to inside
- > Stainless steel
- > Order qty: 1 pc




Finish	Cat. No.
Satin stainless steel	911.62.267
Polished stainless steel	911.62.268

Indicator bolt



- > Surface mounted
- > To suit doors 28-48 mm thick
- > Emergency release to outside
- > Throw over turn knob to inside
- > Zinc alloy
- > Order qty: 1 pc



Finish	Cat. No.
Polished brass	911.62.265
Polished chrome	911.62.266