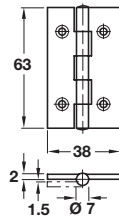


Plain knuckle stainless steel butt hinge, 63 x 38 mm

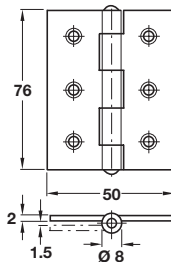


- > Maximum adjusted door weight 10 kg
- > Minimum door thickness 15 mm
- > Square corners only
- > Grade 304 stainless steel
- > Order qty: 1 pc



Finish	Satin	Polished
Square corners	921.08.100	926.91.031

Plain knuckle stainless steel butt hinge, 76 x 50 mm

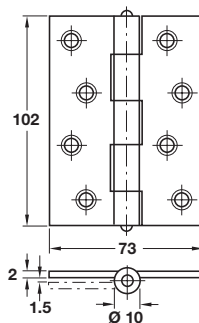


- > Maximum adjusted door weight 20 kg
- > Minimum door thickness 25 mm
- > Square corners only
- > Grade 304 stainless steel
- > Order qty: 1 pc



Finish	Satin	Polished
Square corners	921.08.104	926.91.061

Plain knuckle stainless steel butt hinge, 102 x 73 mm



- > Staggered pattern
- > Maximum adjusted door weight 40 kg
- > Minimum door thickness 32 mm
- > Square corners only
- > Grade 304 stainless steel
- > Order qty: 1 pc



Finish	Satin	Polished
Square corners	921.08.120	926.91.071



Copper finishes are also available to order on request - please contact us for further information