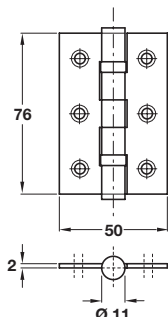


Brass ball bearing butt hinge, 76 x 50 mm



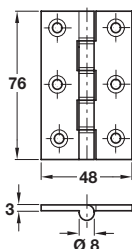
- > Straight hole pattern
- > Maximum adjusted door weight 40 kg
- > Button tipped, two high quality ball race bearings
- > Brass
- > Order qty: 1 pc



Finish
Polished brass

Cat. No.
926.90.128

Startec brass DPBW butt hinge, 76 x 48 mm



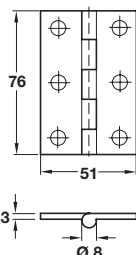
- > Straight hole pattern
- > Maximum adjusted door weight 40 kg
- > Double phosphor bronze washers, brass pin
- > Order fixing screws separately
- > Extruded brass
- > Order qty: 1 pc




Finish
Satin chrome

Cat. No.
926.92.144

Brass unwashed butt hinge, 76 x 51 mm



- > Straight hole pattern
- > Maximum adjusted door weight 40 kg
- > Unwashed, brass pin
- > Order fixing screws separately
- > Extruded brass
- > Order qty: 1 pc



Finish	Cat. No.
Self colour	921.08.408
Polished brass	921.08.430
Polished chrome	921.08.435