
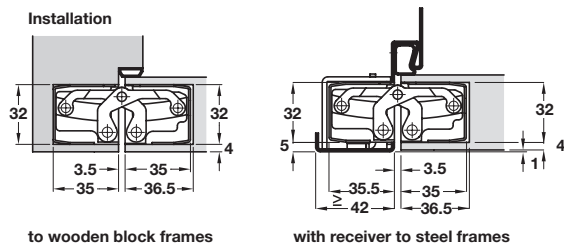
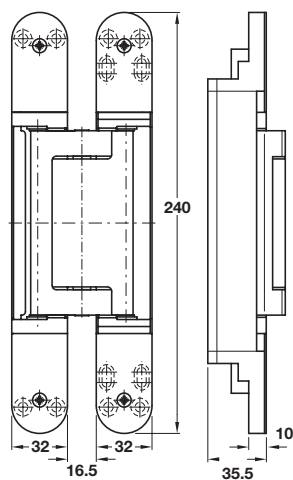


Tectus TE 640 3D FR hinge

3

Door Hinges: Concealed Mortise Hinges



- > Maximum adjusted door weight 200 kg
- > 3-way continuous adjustment:
 - Vertical: ± 3 mm
 - Horizontal: ± 3 mm
 - Depth: ± 1.0 mm
- > With integrated intumescent kit
- > For wooden, steel or aluminium frames, for flush doors
- > For min. door thickness 40 mm
- > Maintenance free friction bearings
- > Suitable for left or right hand applications
- > Aluminium, zinc diecast and steel
- > Order qty: 1 pc



Finish	Cat. No.
Satin stainless steel	924.19.060
Matt chrome	924.19.064
Matt nickel	924.19.066
Matt black	924.19.063
Bronze	924.19.061

PAGE AMENDED
29.06.16/1