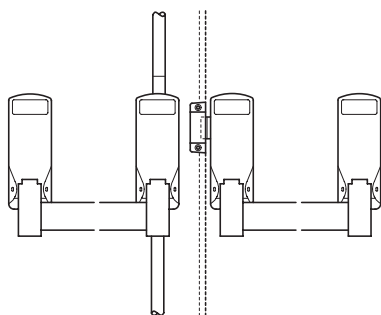
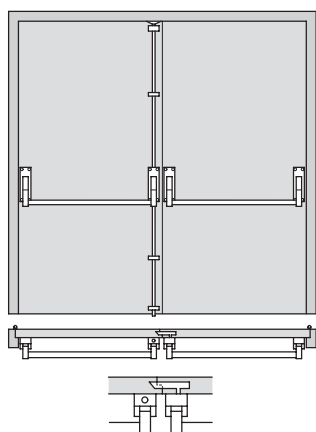


## Startec double panic bolt



- > For double rebated outward opening doors up to max. 2400 mm high x 2440 mm wide
- > Push bar and shoots supplied with plugs for on-site cutting
- > Easy clean floor socket included
- > Anti-thrust device to prevent leverage of shoots
- > Shoot bolts automatically held retracted when door is in open position, and released on closing
- > Suits either hand
- > Exit only
- > Self adhesive vinyl 'Push bar to open' sign included
- > Diecast aluminium and mild steel. Epoxy powder coated finish
- > We are able to supply this product with passivate protection, larger sizes and micro-switches to order, subject to quantity
- > Can be used with an outside access device
- > Set consists of:
  - 1 x Single panic bolt, shown on page 199
  - 1 x Single panic latch, shown on page 199
  - 1 x Box keeper, shown on page 203
- > Order qty: 1 set

## BS EN 1125

3	7	6	1	1	3	2	2	A
---	---	---	---	---	---	---	---	---



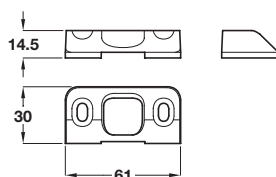
## Finish

Silver powder coated

## Cat. No.

911.52.319

## Surface mounted keep for timber frames



- > Surface mounted for bottom shoot bolts of panic bolt shown above
- > No clearance hole in the floor is required
- > Diecast zinc
- > Order qty: 1 pc

## Finish

Electro galvanised

## Cat. No.

911.52.124



We strongly recommend the use of hinge bolts or security hinges with panic hardware



> Outside access devices are shown on page **203**

> Signage associated with panic exit devices, i.e. 'Push bar to open' and 'Fire escape keep clear' see **Section 2** pages **134-142**