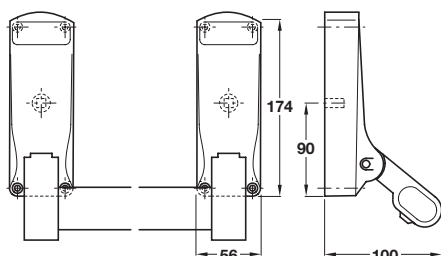
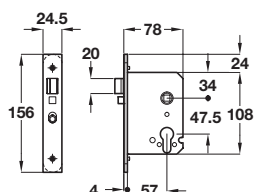


## Startec mortice actuated panic latch



- > For single outward opening doors up to max. 1220 mm wide
- > Push bar supplied with plugs for on-site cutting
- > Suits either hand
- > Exit only
- > With anti-thrust bolt
- > If required to open externally order cylinders separately
- > Self adhesive vinyl 'Push bar to open' sign included
- > Diecast aluminium and mild steel. Silver epoxy powder coated finish
- > Other lengths available to order, subject to quantity
- > Order qty: 1 set

BS EN 1125

3 7 6 0 1 3 4 2 B

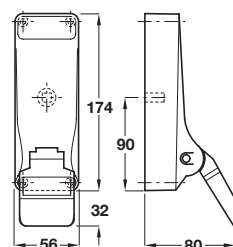
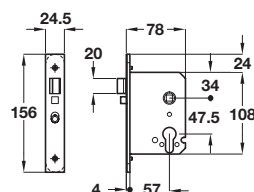
TESTED AND  
APPROVED TO  
**BS EN**  
1125:1997  
A1:2001

Fixings  
included

Finish  
Silver powder coated

Cat. No.  
911.52.329

## Startec push pad panic mortice latch



- > For single outward opening doors
- > Suits either hand
- > Exit only
- > With anti-thrust bolt
- > If required to open externally order cylinders separately
- > Self adhesive vinyl 'Push bar to open' sign included
- > Diecast aluminium and mild steel. Epoxy powder coated finish
- > Other finishes available to order, subject to quantity
- > Order qty: 1 set

TESTED AND  
APPROVED TO  
**BS EN**  
179:1998  
A1:2001

Fixings  
included

Finish  
Silver grey

Cat. No.  
911.52.379



We strongly recommend the use of hinge bolts or security hinges with panic hardware



- > Outside access devices are shown on page **203**
- > Cylinders are shown on pages **65-77**
- > Signage associated with panic exit devices, i.e. 'Push bar to open' and 'Fire escape keep clear' see **Section 2** pages **134-142**