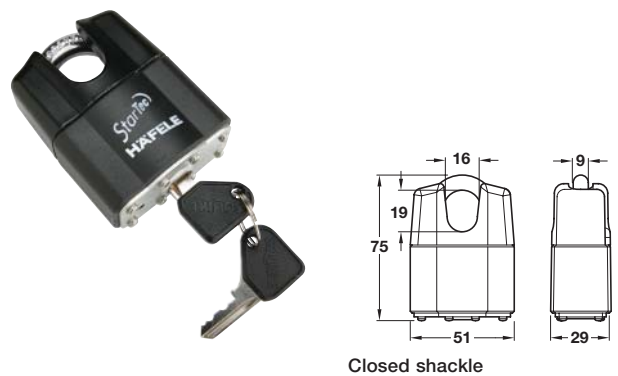
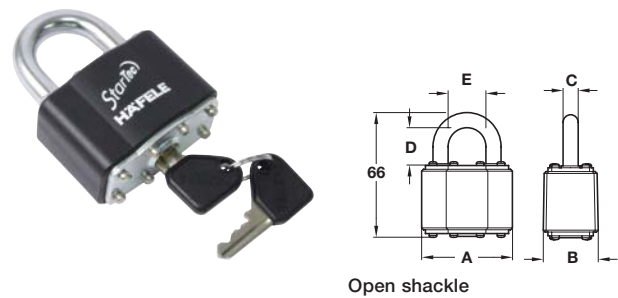


LAMINATED, ALL TERRAIN AND COMBINATION PADLOCKS

A wide range of padlocks for medium security requirements in all weather and environmental conditions.

Laminated padlock open/closed shackle




- > For securing sheds, garages, lock ups, gates, green houses, tool boxes, lockers etc.
- > 4 pin tumbler mechanism
- > 1024 key differs
- > 2 keys included
- > Hardened mild steel open/closed shackle
- > Covered steel padlock body with anti-corrosive finish
- > Keyed alike version available to order, subject to quantity
- > Order qty: 1 pc

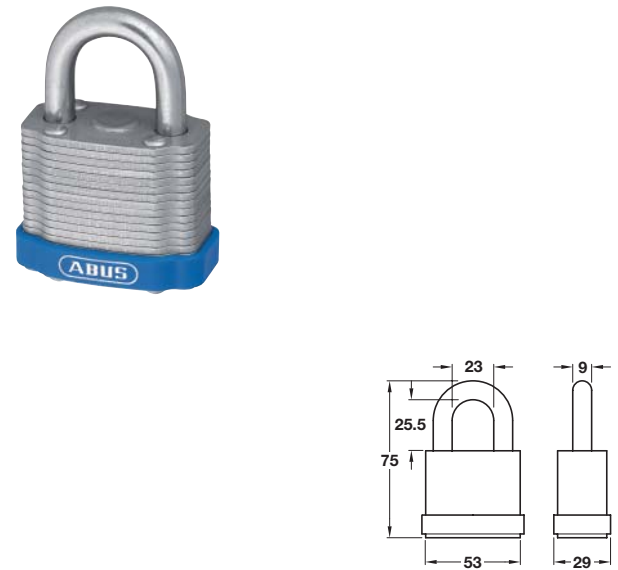
Size A	B	C	D	E
Open shackle				
51 mm	29 mm	9 mm	24 mm	24 mm
Closed shackle				
51 mm	29 mm	9 mm	19 mm	16 mm



Size A	Security rating*	Cat. No.
Open shackle		
51 mm	8	911.60.087
Closed shackle		
51 mm	10	911.60.088

 *Supplier has rated these locks from 1 to 15, where 15 is most secure


ABUS 41/50 Laminated steel padlock



- > Medium duty security
- > Tough countersunk rivets compressed to protect against attack
- > Precision pin tumbler - cylinder is protected against drilling and pulling
- > 2 keys included
- > Steel body, bottom plate hardened, special alloy steel shackle
- > Laminated steel, individually Eterna™ plated for extreme corrosion protection
- > Blister packed
- > Order qty: 1 pc



Size	Security rating*	Cat. No.
53 mm	7	482.01.708

 > *ABUS Global Protection System has rated these locks from 1 to 10, where 10 is most secure
> ABUS offer a lifetime guarantee, against faulty workmanship, on all padlocks

TOH AH 2016, © Hafele U.K. Ltd 2016. Dimensional data not binding. We reserve the right to alter specifications without notice.