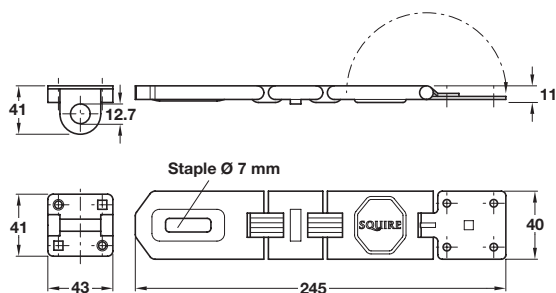


HASP AND STAPLES

For domestic, commercial and industrial applications.

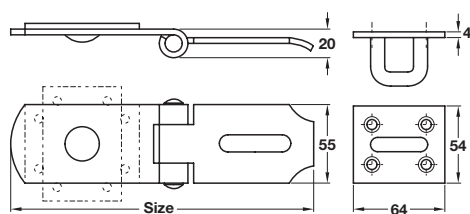
Double hinge hasp and staple



- > For low to high security applications
- > Concealed fixing
- > Anti corrosion finish
- > Hardened steel staple
- > Order fixing screws separately
- > Order qty: 1 pc

Size	Cat. No.
245 mm	911.63.022

Heavy duty swivel locking bar



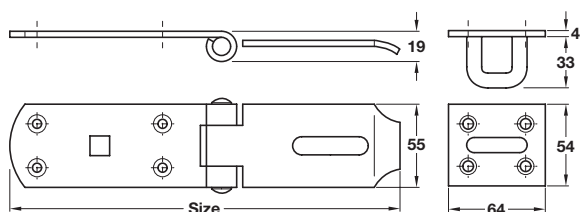

Note: ±10 mm tolerance on dimensions

- > Brass pin
- > Spelter galvanised steel
- > Order fixing screws separately, recommended fixing Ø 6 mm countersunk screws
- > Order qty: 1 pc



Size	Cat. No.
203 mm	911.63.014

Heavy pattern hasp and staple



Note: ±10 mm tolerance on dimensions

- > Spelter galvanised steel
- > Order fixing screws separately, recommended fixing Ø 6 mm countersunk screws
- > Order qty: 1 pc



Size	Cat. No.
254 mm	911.63.012