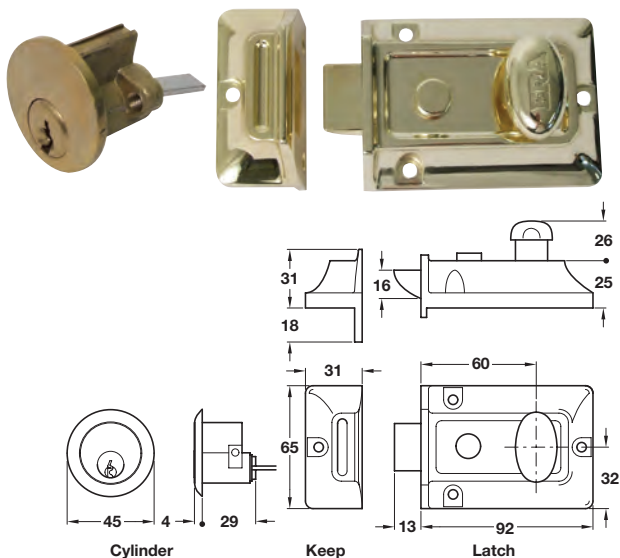



Traditional rim night latch

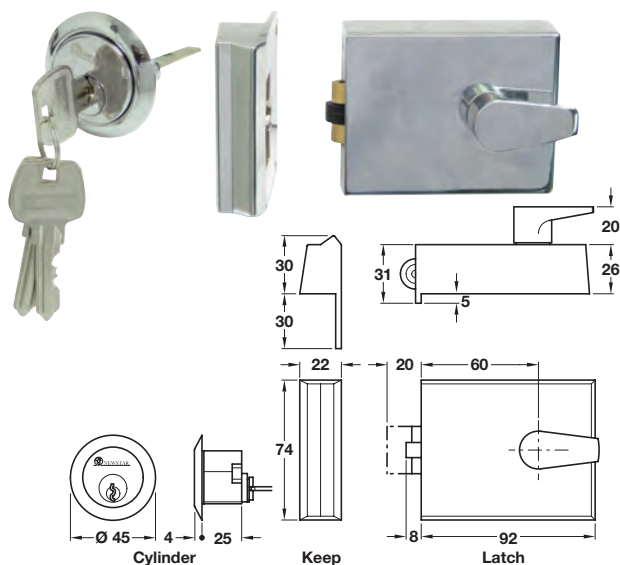


- > Key from outside, knob from inside
- > Bolt can be held back with snib
- > Case: Standard only
- > Keys: 2 no. included
- > Die cast zinc alloy and brass
- > Order qty: 1 pc

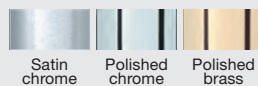


Case/cylinder finish	Cat. No.
Backset 60 mm, case size 92 mm	
Polished brass/polished brass	916.54.088
Green/polished brass	916.54.080

Rollerbolt cylinder rim nightlatch

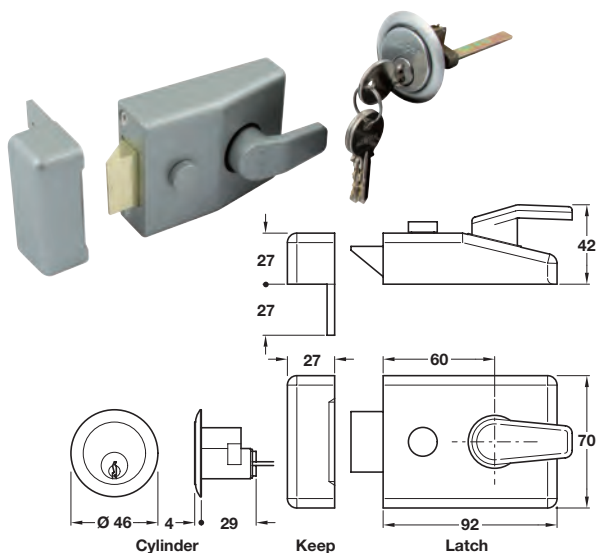


- > Key from outside; first 1/4 turn to roller position, second 1/4 turn retracts roller. Inside lever in vertical position (bolt thrown) first 1/4 turn to roller position, second 1/4 turn retracts roller
- > Rollerbolt: Operates with a simple push/pull action
- > Case: Standard only
- > Keys: 3 no. included
- > Order qty: 1 pc




Finish	Cat. No.
Backset 60 mm, case size 92 mm	
Satin chrome	916.90.234
Polished chrome	916.90.232
Polished brass	916.90.238

Rim nightlatch



- > Operation: Key from outside, knob from inside
- > Manual deadlocking by reverse using outside cylinder
- > Bolt can be held back with snib
- > Case: Standard only
- > Keys: 3 no. included
- > Emergency key card
- > Order qty: 1 pc



Case/cylinder finish	Cat. No.
Backset 60 mm, case size 92 mm	
Silver/Satin chrome	916.90.720