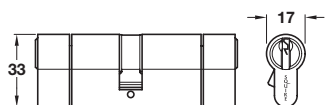


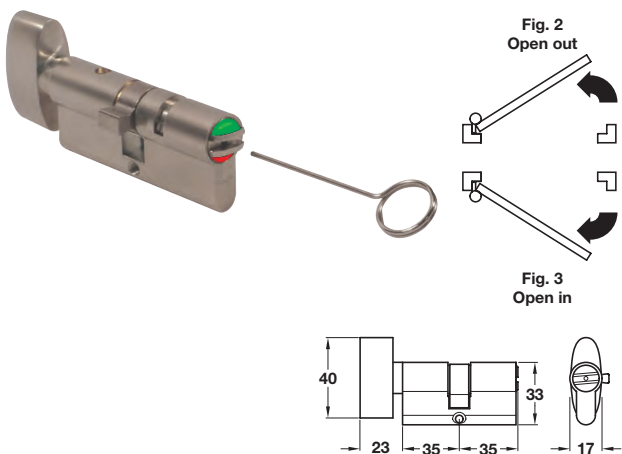
SnapSAFE security euro profile cylinder




- > SnapSAFE cylinders are designed to withstand the most severe attack, without compromising the security of the cylinder
- > The cylinder will snap at a pre-selected position leaving an in-built security zone inside the door furniture of the door with at least three active pin chambers
- > Key holder will still be able to open the lock
- > 36/36 mm length
- > Pins: 6 no.
- > Keys: 3 no.
- > To differ only
- > Order qty: 1 pc

Type	Satin nickel
Double cylinder	916.90.282
Cylinder with turn	916.90.283

WC indicator cylinder



- > Suitable for use with cylinder sash locks, to use as bathroom locks
- > Securing screw and cam release pin for handing and setting into lock case included
- > Brass
- > Order qty: 1 pc

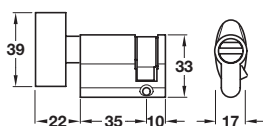


Hand	Satin brass	Satin nickel
Fig. 2, 3	916.55.810	916.55.710




To insert cylinder into lock case, the pin is inserted into hole at front of cylinder. This allows the cam to revolve, also changing the hand if necessary

Half cylinder with thumbturn



- > Suitable for operating cylinder locks from one side without the use of a key
- > Securing screw included
- > Brass
- > Order qty: 1 pc



Finish	Satin brass	Satin nickel
Cat. No.	916.55.800	916.55.700