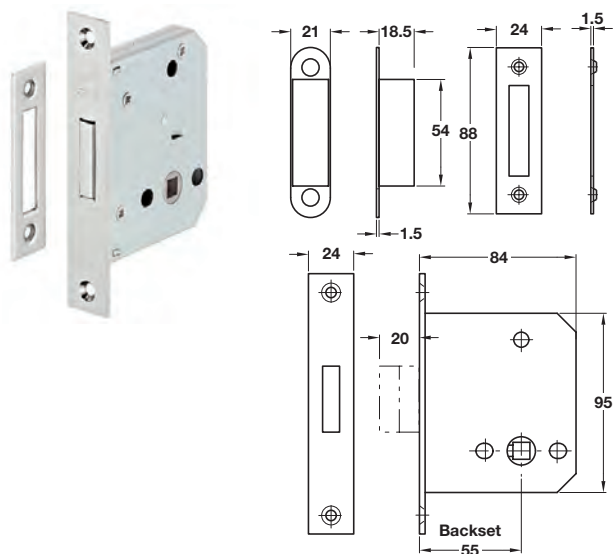


## Startec DIN Mortice toilet cubicle lock



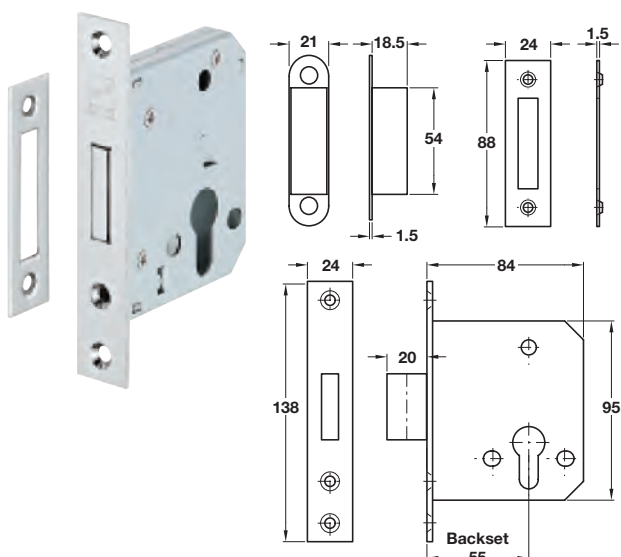
- > Deadbolt operated by turn/emergency release
- > Case: Steel
- > Forend: Square, 2 piece, stainless steel
- > Strike plate: Square, flat. Included. Stainless steel
- > Deadbolt: Stainless steel
- > Follower: 8 mm stainless steel
- > Holed for bolt through furniture at 38 mm centres
- > Order qty: 1 pc



Backset 55 mm, case size 84 mm

Finish	Cat. No.
Satin stainless steel	911.22.511

## Startec DIN Mortice cylinder deadlock



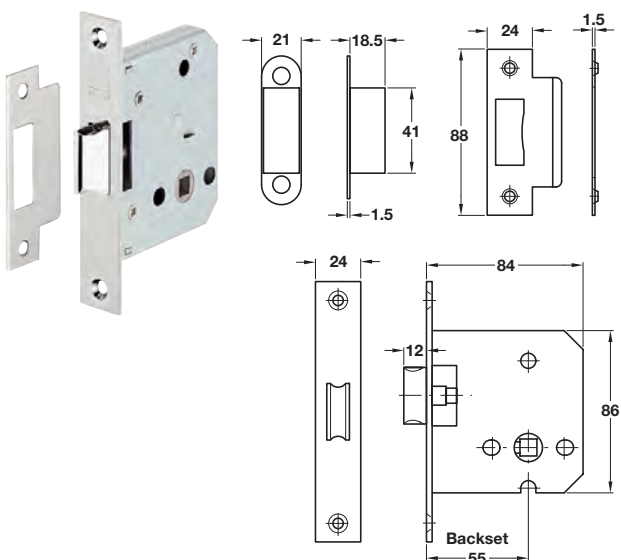
- > Deadbolt operated by cylinder
- > Cylinder not included, please order separately
- > Case: Steel, 15 mm wide
- > Forend: Square. Stainless steel, 24 mm wide
- > Strike plate: Square, flat. Included. Stainless steel
- > Deadbolt: Stainless steel. 20 mm throw
- > Holed for bolt through furniture at 38 mm centres
- > Order qty: 1 pc



Backset 55 mm, case size 84 mm

Finish	Cat. No.
Satin stainless steel	911.22.490

## Startec DIN Mortice latch



- > Latchbolt operated by lever handles, reversible
- > Case: Galvanized steel
- > Forend: Square. Stainless steel
- > Flanged strike plate: Square, flat. Included. Stainless steel
- > Latchbolt follower: 8 mm for use with sprung or unsprung furniture
- > Holed for bolt through furniture at 38 mm centres
- > Approved CF 5395 certifiere
- > Order qty: 1 pc

BS EN 12209

3 X 8 1 0 G - B 0 2 0



Backset 55 mm, case size 84 mm

Finish	Cat. No.
Satin stainless steel	911.23.370