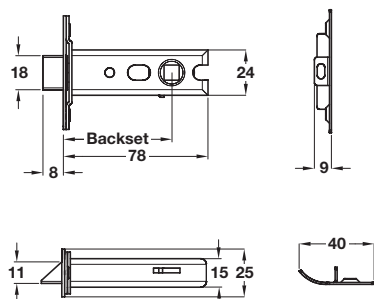


Tubular mortice latch black

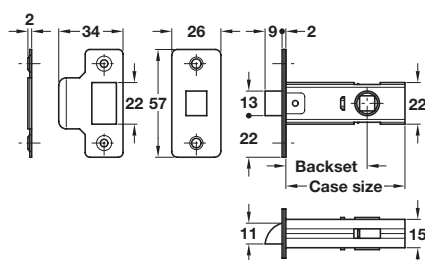


- > Latchbolt operated by lever handles
- > Case: Zinc plated steel, 20.5 mm wide
- > Forend: Square, 1 piece. Black coated steel
- > Strike plate: Square, flat. Black coated steel. Included.
- > Latchbolt: Brass
- > Follower: 8 mm diecast zinc. For use with sprung furniture
- > Order qty: 1 pc




Finish	Black
Backset 59 mm, case size 78 mm	911.23.137

Startec Tubular mortice latch

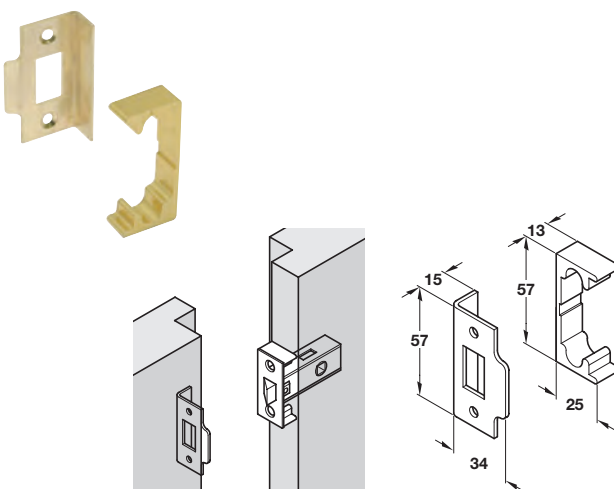


- > Latchbolt operated by lever handles
- > Case: Epoxy powder coated steel, 15 mm wide
- > Forend: Square. Steel self handing
- > Strike plate: Square, flat. Included. Steel
- > Follower: 8 mm diecast zinc. For use with sprung furniture
- > Latchbolt: Brass. Self handing
- > Order qty: 1 pc




Finish	Pol. nickel-plated	Satin brass
Backset 46 mm, case size 66 mm	911.23.300	911.23.301
Backset 58 mm, case size 79 mm	911.23.302	911.23.303

Tubular mortice latch rebate set



Note: ± 3 mm tolerance on dimensions

- > To suit Startec tubular mortice latch shown above
- > Aluminium/steel
- > Order qty: 1 set



Finish	13 mm
Electro brass	911.03.426
Nickel-plated	911.03.427



- > Lever handles are shown in **Section 1** from page 5
- > Order rebate sets separately where available