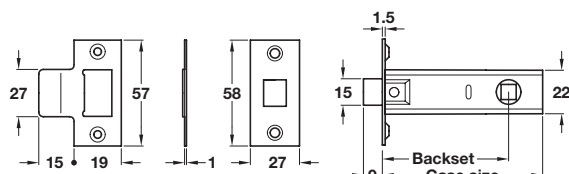


Economy tubular mortice latch



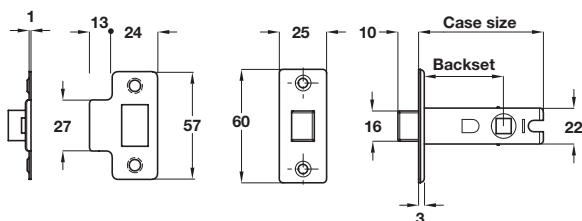
Note: ± 3 mm tolerance on dimensions

- > Operation: Latchbolt operated by lever handles
- > Case: Zinc plated steel
- > Forend: Square, steel
- > Strike plate: Square, flat. Included. Steel
- > Latchbolt: Brass plated
- > Follower: 8 mm, for use with sprung furniture
- > 44 or 57 mm backset
- > Order qty: 1 pc



Finish	Cat. No.
Backset 44 mm, case size 64 mm	
Nickel-plated	911.03.194
Electro brassed	911.03.191
Backset 57 mm, case size 76 mm	
Nickel-plated	911.03.196
Electro brassed	911.03.195

Tubular mortice latch



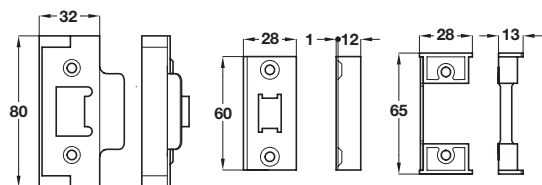
Note: ± 3 mm tolerance on dimensions

- > Operation: Latchbolt operated by lever handles
- > Case: Zinc plated steel
- > Forend: Square, 2 piece. Steel
- > Strike plate: Square, flat. Included. Steel
- > Latchbolt: Brass plated
- > Follower: 8 mm zinc alloy. For use with sprung furniture
- > Bolt through
- > Order qty: 1 pc




Finish	Cat. No.
Backset 45 mm, case size 67 mm	
Nickel-plated	911.03.436
Electro brassed	911.03.435
Backset 57 mm, case size 79 mm	
Nickel-plated	911.03.438
Electro brassed	911.03.437

Heavy duty rebate kit, steel



- > Set includes heavy duty rebate set, forend and strike plate
- > PVD brass forend and strike plate with electro brass rebate set or satin stainless steel forend and strike plate with satin chrome rebate set
- > Order qty: 1 set



Finish	13 mm
Satin stainless steel	911.39.191
PVD brass	911.39.193



- > Lever handles are shown in **Section 1** from page 5
- > Order rebate sets separately