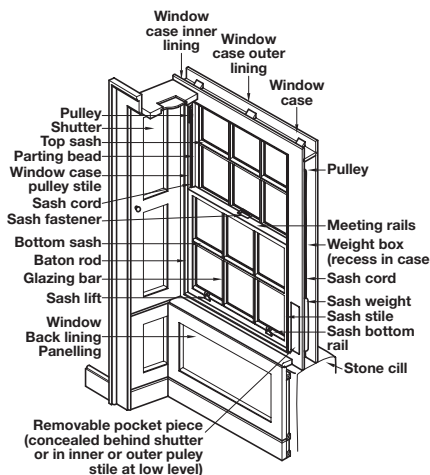
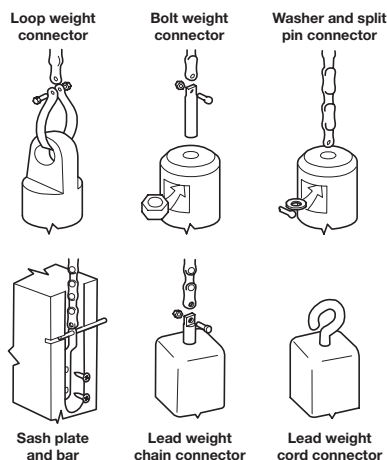


## SASH WINDOW FITTINGS

Pulleys, weights, cords and pull handles for sash windows.

### Sash weights and connectors



- > Sash weights and connectors available to order
- > Please state:
  - 1-Cast iron or lead
  - 2-Weight of sash
  - 3-Size of box
  - 4-Heights of both sashes
  - 5-Type of connector

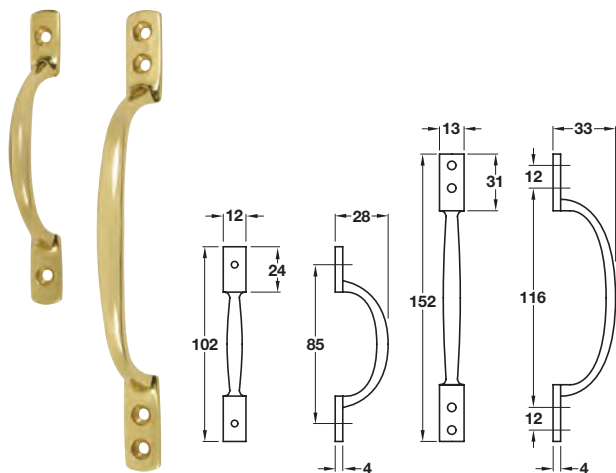
### Sash cord




- > 12.5 m length
- > Two sizes available - type no. 4 (approx. Ø 7 mm) or no. 6 (approx. Ø 9 mm)
- > Waxed cotton with polypropylene core
- > Order qty: 1 pc

Type	Breaking strength	Cat. No.
No. 4	300 kg	971.00.054
No. 6	340 kg	971.00.056

### Traditional sash pull handle



- > Brass
- > Order qty: 1 pc



Finish	102 mm	152 mm
Satin chrome	970.30.824	-
Polished chrome	970.30.822	970.30.832
Polished brass	970.30.821	970.30.831



For help, advice and ordering of our full range of sash window fittings please get in touch with our Project Team, 0800 171 2907 or [estimating@hafele.co.uk](mailto:estimating@hafele.co.uk)