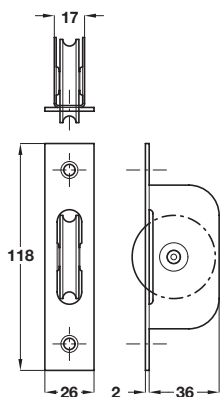


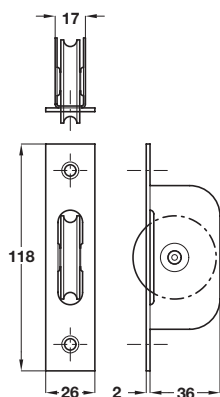
Axle bearing sash pulley




- > Ø 40 mm nylon wheel
- > Maximum sash weight 50 kg
- > Bright zinc-plated steel frame
- > Order qty: 1 pc

Finish	Cat. No.
Bright zinc-plated	971.06.000

Axle bearing sash pulley

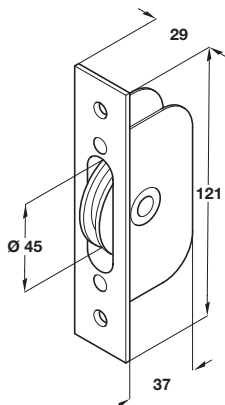


- > Ø 40 mm brass wheel
- > Maximum sash weight 50 kg
- > Bright zinc-plated steel frame
- > Order qty: 1 pc



Finish	Cat. No.
Polished brass	971.06.001
Satin chrome	971.06.002
Polished chrome	971.06.003

Axle bearing sash pulley



- > Ø 45 mm brass wheel
- > Maximum sash weight 50 kg
- > Galvanized steel frame, brass face
- > Order qty: 1 pc

Finish	Cat. No.
Satin brass	970.02.608

6

Window Fittings: Sash Windows

TOH AH 2016, © Hafele U.K. Ltd 2016. Dimensional data not binding. We reserve the right to alter specifications without notice.