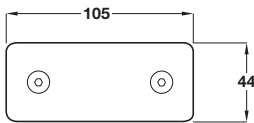
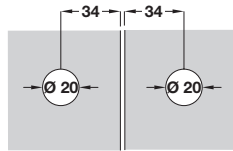
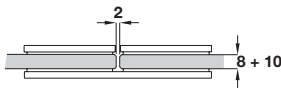


Glass to glass connector 180°



Glass machining

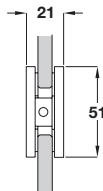
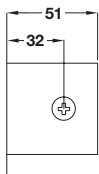


- > Suitable for toughened glass fixed side panels 8-10 mm thick, max. 915 x 2000 mm
- > Fixings included
- > 2 Year guarantee
- > Brass
- > Order qty: 1 pc (2 pcs required per door)

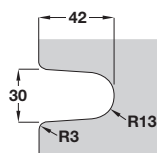
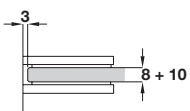
Finish
Polished chrome-plated

Cat. No.
981.38.142

Wall to glass connector 90°



Glass machining



- > Suitable for toughened glass fixed side panels 8-10 mm thick, max. 915 x 2000 mm wide
- > Fixings included
- > 2 Year guarantee
- > Brass
- > Order qty: 1 pc (2 pcs required per door)

Finish
Polished chrome-plated

Cat. No.
981.38.152